

 McLaughlin & Associates



Committee on the Present Danger: **CHINA**

**National Survey Results**  
**2020 General Election Likely Voters**  
**“The China Poll”**

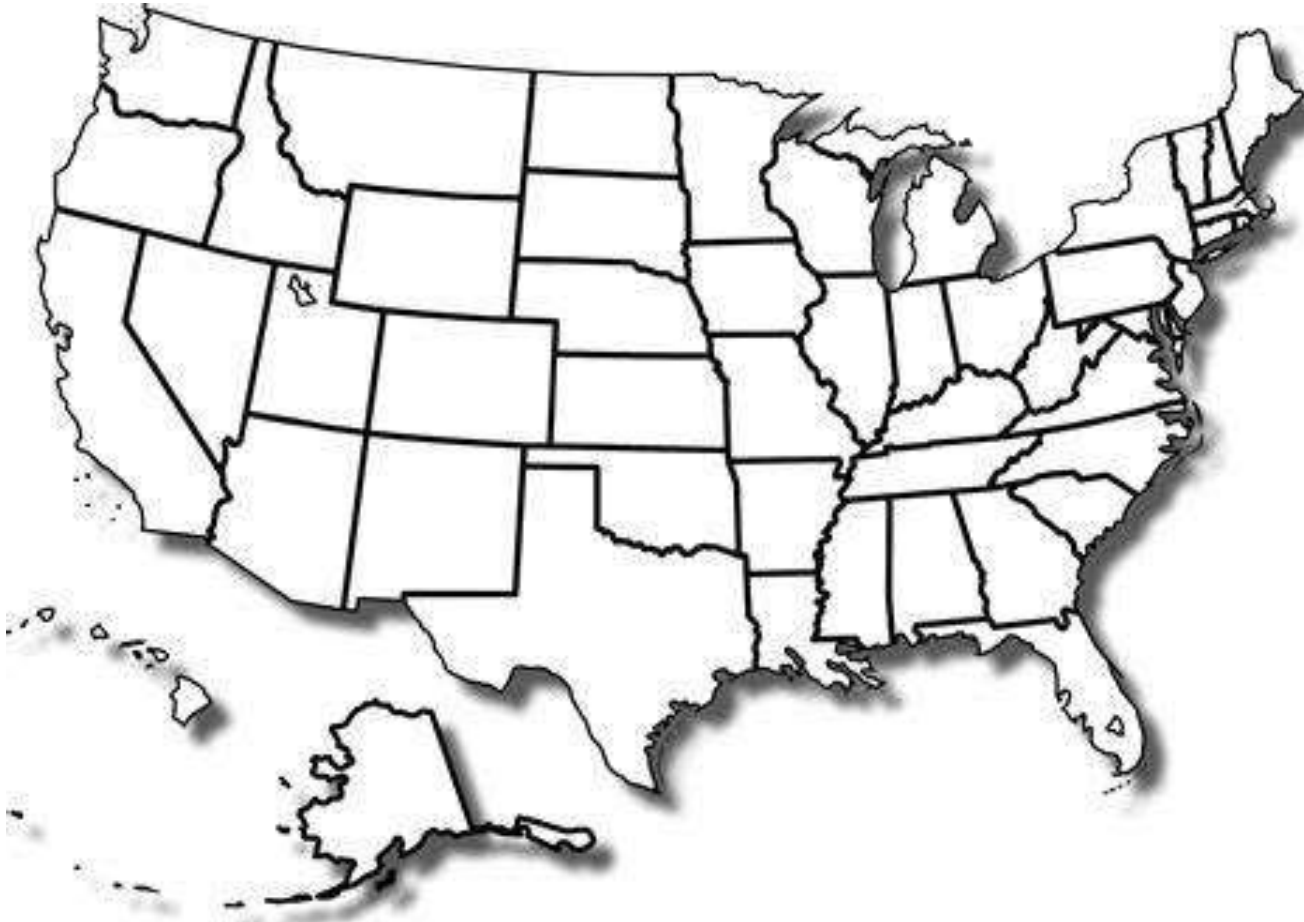
January 2020

On the web

[www.mclaughlinonline.com](http://www.mclaughlinonline.com)

# Methodology

*This survey was conducted among 1,000 likely voters in the United States. All interviews were conducted online between January 27-30, 2020. Survey invitations were distributed randomly within predetermined geographic units. These units were structured to statistically correlate with actual voter distributions in a general election. The sample of 1,000 likely voters has an accuracy of +/- 3.1% at a 95% confidence interval. The numbers in this summary have been rounded and may not equal 100%.*

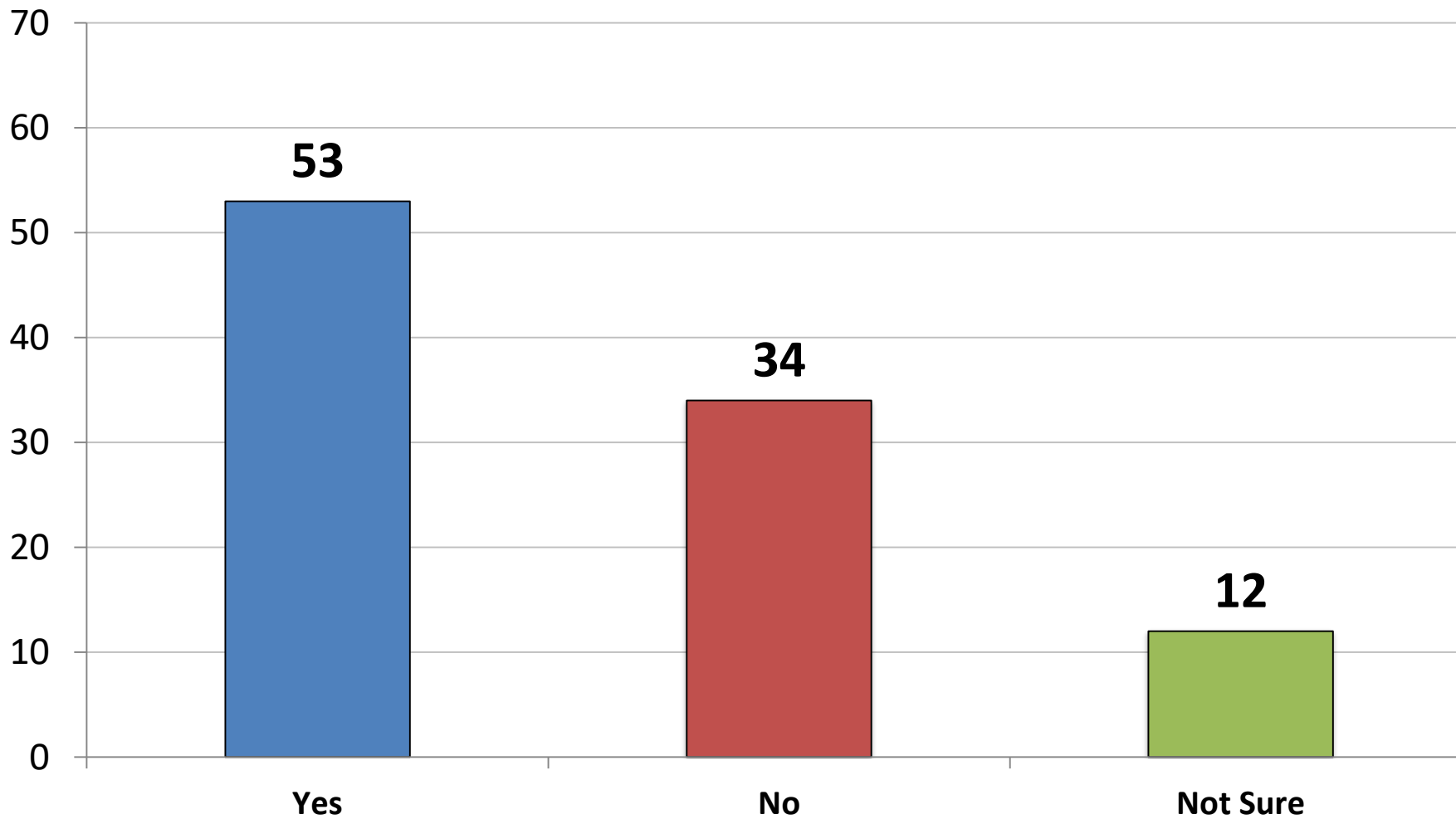


# When you think of China, do you consider it to be:

	<u>Total</u>	<u>East</u>	<u>Midwest</u>	<u>South</u>	<u>West</u>	<u>Rep</u>	<u>Dem</u>	<u>Ind</u>	<u>Lib</u>	<u>Mod</u>	<u>Con</u>	<u>Men</u>	<u>Women</u>
<b>Economic Competitor</b>	<b>50</b>	<b>49</b>	<b>57</b>	<b>47</b>	<b>48</b>	<b>46</b>	<b>55</b>	<b>48</b>	<b>57</b>	<b>47</b>	<b>46</b>	<b>49</b>	<b>51</b>
<b>An Adversary</b>	<b>18</b>	<b>21</b>	<b>13</b>	<b>21</b>	<b>19</b>	<b>23</b>	<b>15</b>	<b>18</b>	<b>13</b>	<b>18</b>	<b>23</b>	<b>22</b>	<b>15</b>
<b>Just Another Nation</b>	<b>18</b>	<b>17</b>	<b>18</b>	<b>18</b>	<b>20</b>	<b>12</b>	<b>20</b>	<b>22</b>	<b>18</b>	<b>23</b>	<b>14</b>	<b>17</b>	<b>20</b>
<b>An Enemy</b>	<b>8</b>	<b>7</b>	<b>6</b>	<b>9</b>	<b>8</b>	<b>11</b>	<b>6</b>	<b>7</b>	<b>5</b>	<b>6</b>	<b>12</b>	<b>9</b>	<b>6</b>
<b>None of the Above</b>	<b>6</b>	<b>6</b>	<b>6</b>	<b>6</b>	<b>6</b>	<b>8</b>	<b>4</b>	<b>6</b>	<b>7</b>	<b>5</b>	<b>6</b>	<b>3</b>	<b>8</b>



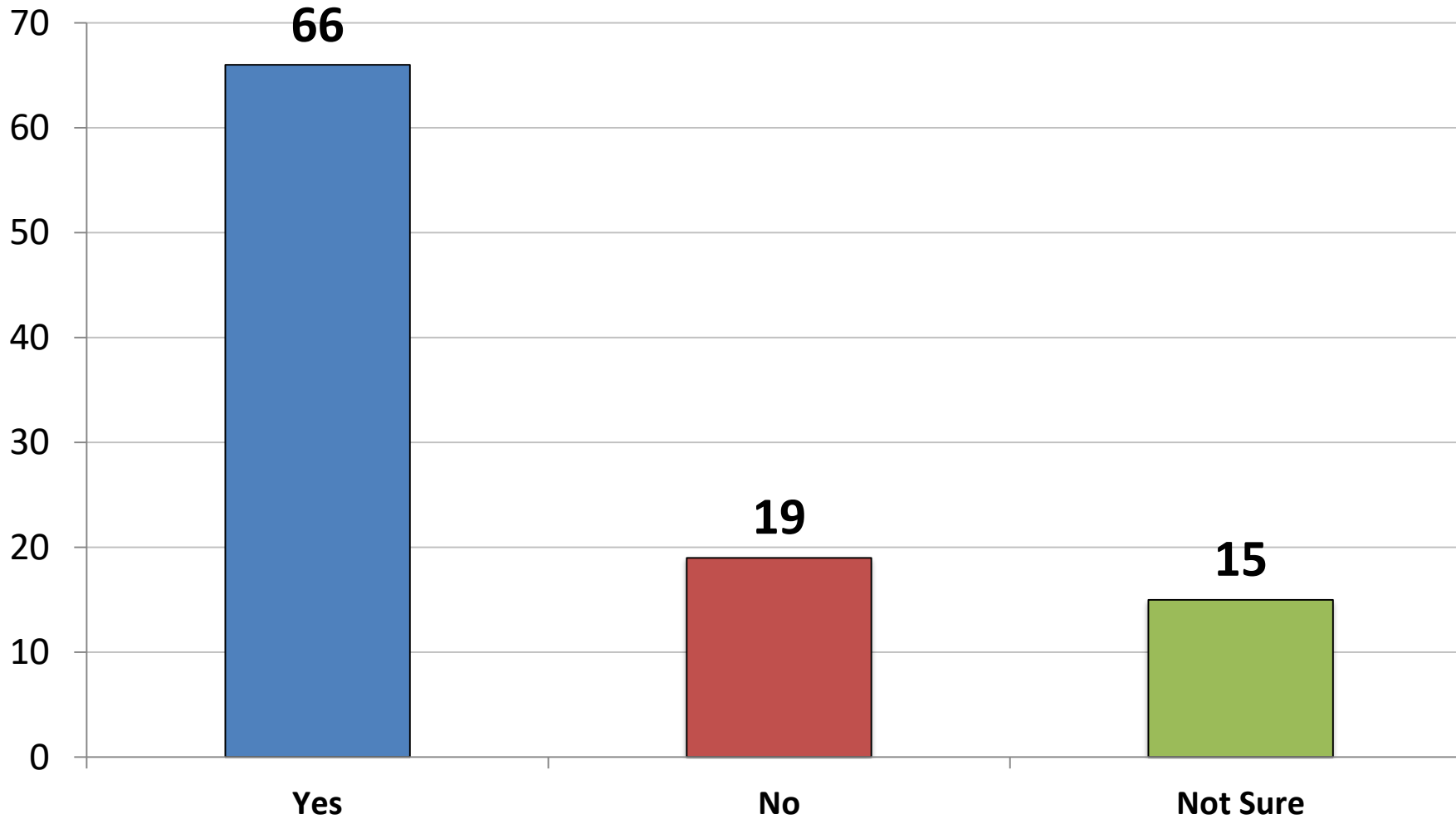
# Are you aware that China's leader has declared that his country will become the world's dominant power?



	<u>Yes</u>	<u>No</u>
East	51	35
Midwest	52	38
South	56	32
West	53	35
Republican	57	34
Democrat	49	37
Independent	55	33
Liberal	53	34
Moderate	52	35
Conservative	55	34
No College Degree	46	40
College Graduate	60	29
White	54	34
African- American	45	42
Hispanic	58	33
Age: 18-29	46	44
Age: 30-40	51	35
Age: 41-55	53	35
Age: 56-65	53	37
Age: Over 65	63	22
Married	57	33
Single	49	37
Men	61	30
Women	47	38
Urban Area	54	35
Suburban Area	54	33
Rural Area	51	37



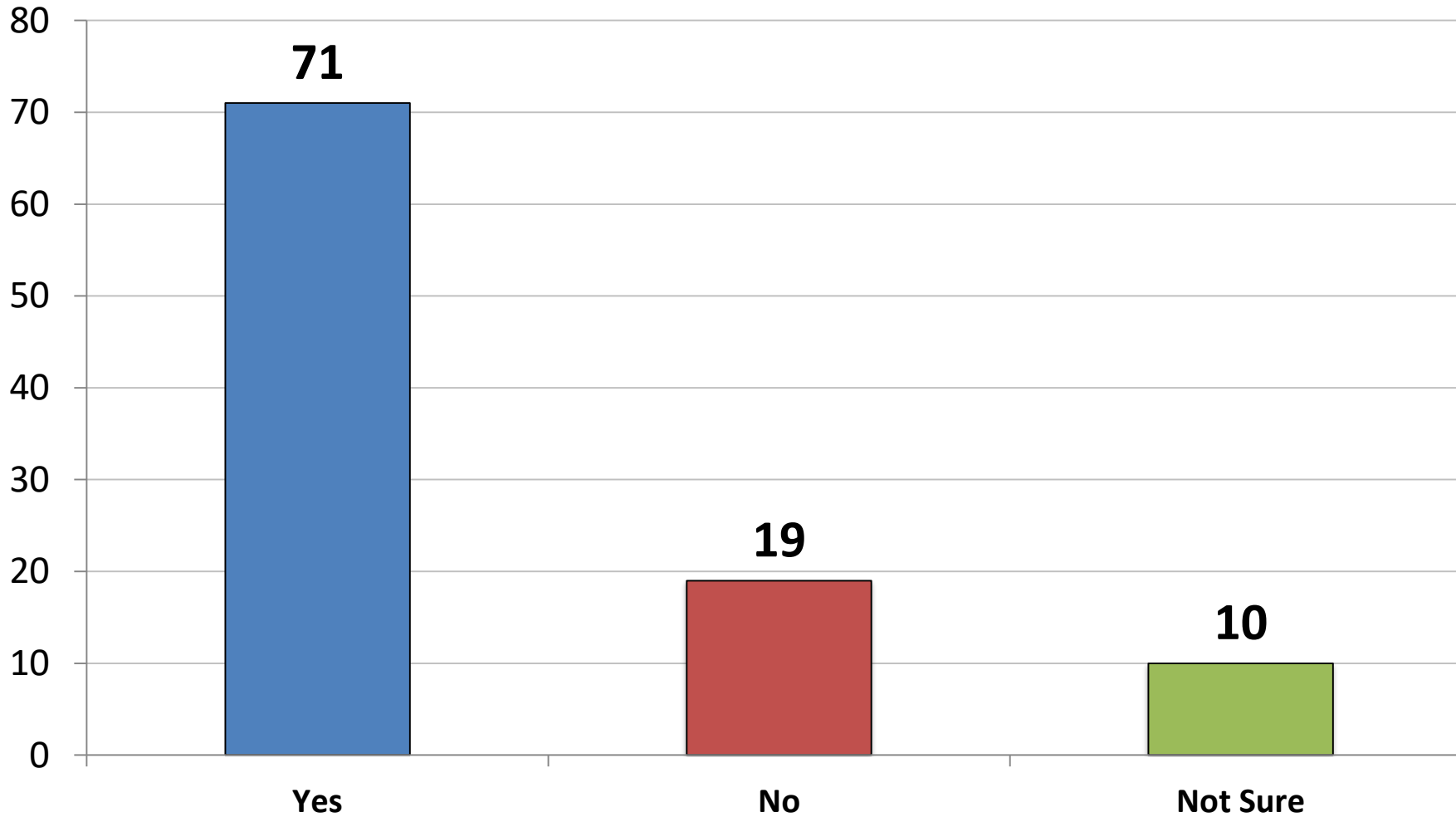
# Would you be worried if China were to become the world's dominant power?



	<u>Yes</u>	<u>No</u>
East	65	19
Midwest	65	19
South	68	18
West	63	21
Republican	77	12
Democrat	60	22
Independent	60	23
Liberal	60	24
Moderate	59	23
Conservative	77	10
No College Degree	66	19
College Graduate	66	20
White	71	15
African- American	47	27
Hispanic	61	29
Age: 18-29	52	32
Age: 30-40	62	22
Age: 41-55	68	16
Age: 56-65	70	17
Age: Over 65	75	10
Married	69	16
Single	59	26
Men	64	25
Women	67	14
Urban Area	62	20
Suburban Area	66	20
Rural Area	70	15



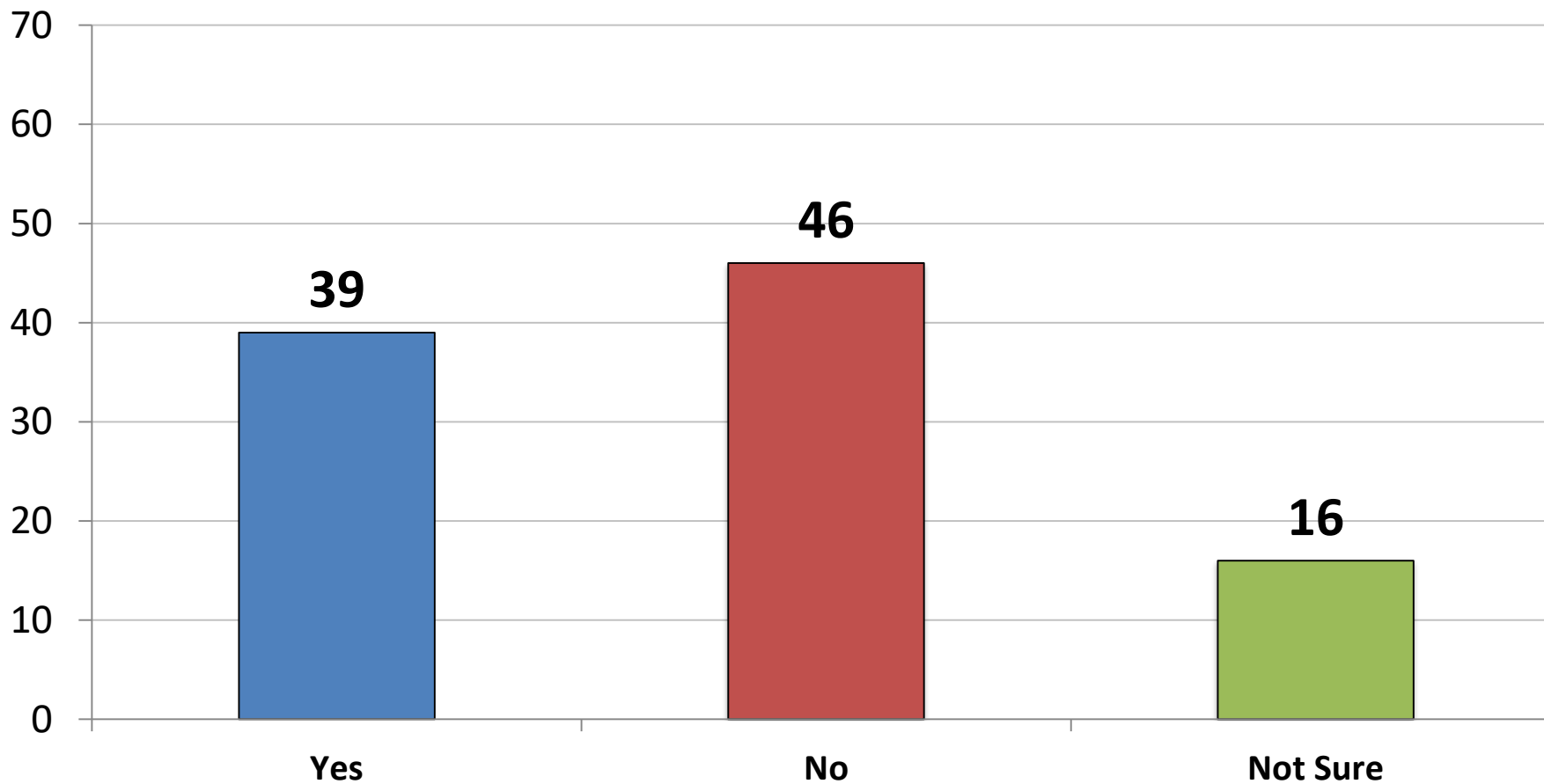
Are you aware that has China has engaged in trade practices that have hollowed out a number of U.S. manufacturing industries and transferred many American jobs to China?



	<u>Yes</u>	<u>No</u>
East	67	21
Midwest	72	22
South	69	21
West	75	14
Republican	77	14
Democrat	65	23
Independent	71	21
Liberal	71	20
Moderate	65	25
Conservative	76	14
No College Degree	65	23
College Graduate	76	16
White	73	18
African- American	61	30
Hispanic	68	22
Age: 18-29	59	32
Age: 30-40	67	22
Age: 41-55	74	19
Age: 56-65	72	15
Age: Over 65	79	11
Married	75	15
Single	67	24
Men	77	16
Women	65	22
Urban Area	71	24
Suburban Area	70	18
Rural Area	72	17



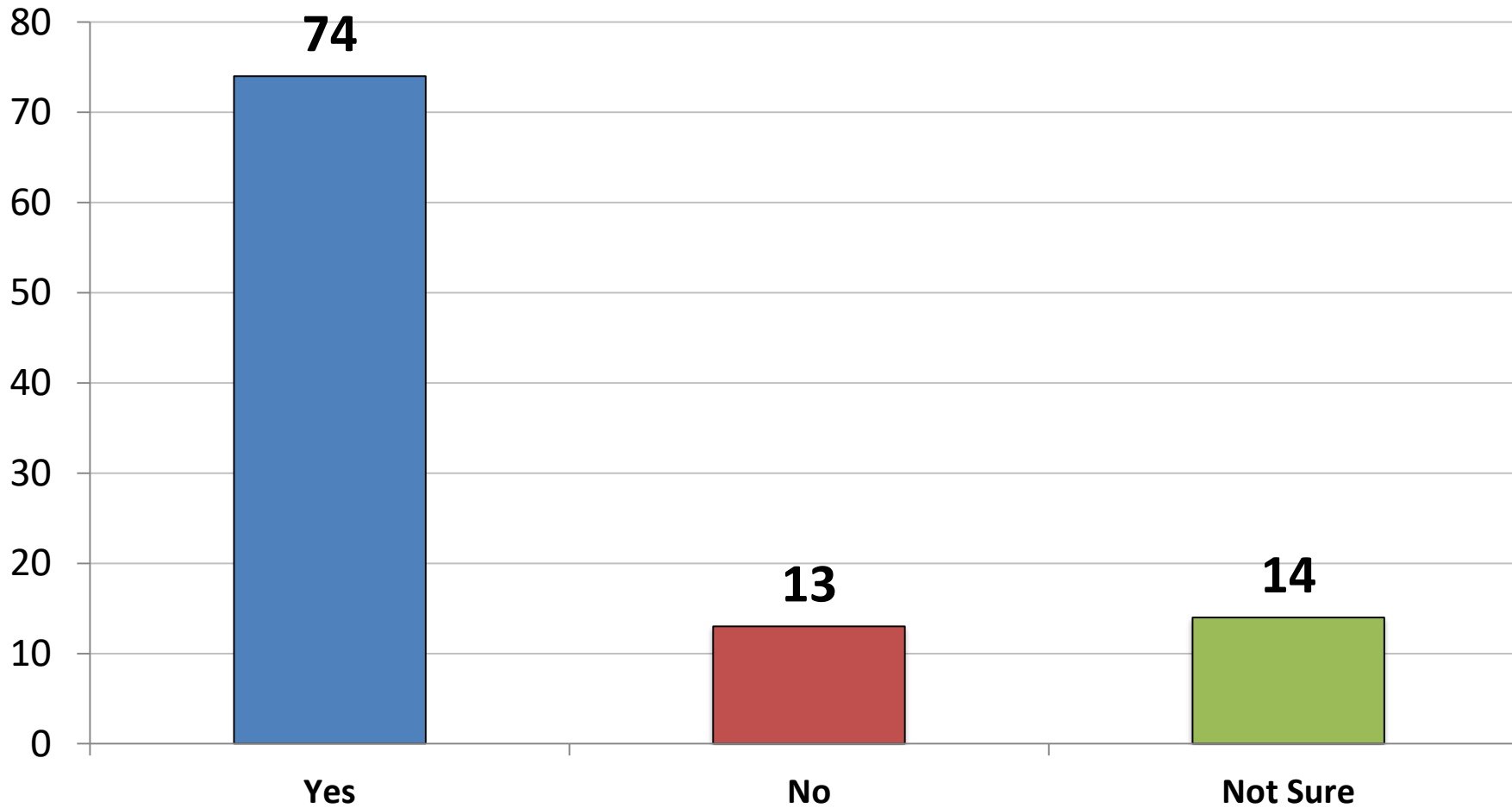
One of those Chinese practices is through the transfer of business secrets and other intellectual property, whether by theft through cyber hacking and spying or by forcing American companies that seek to sell their products in China to give up such information. Are you aware that the U.S. government estimates the value of such transfers is between \$500 and \$600 billion dollars *per year*?



	<u>Yes</u>	<u>No</u>
East	39	43
Midwest	35	52
South	39	45
West	43	41
Republican	47	41
Democrat	29	52
Independent	42	43
Liberal	35	52
Moderate	37	44
Conservative	44	42
No College Degree	32	50
College Graduate	46	41
White	39	46
African- American	32	53
Hispanic	43	41
Age: 18-29	35	54
Age: 30-40	39	47
Age: 41-55	40	41
Age: 56-65	41	40
Age: Over 65	40	48
Married	44	41
Single	35	49
Men	52	35
Women	28	55
Urban Area	34	51
Suburban Area	40	43
Rural Area	42	45



This practice has enabled China to manufacture and field many weapon systems as part of their enormous military build-up without having to pay the costs in time and money that we incur. Does it concern you that we are in this fashion subsidizing China's acquisition of weaponry intended to be used against us?

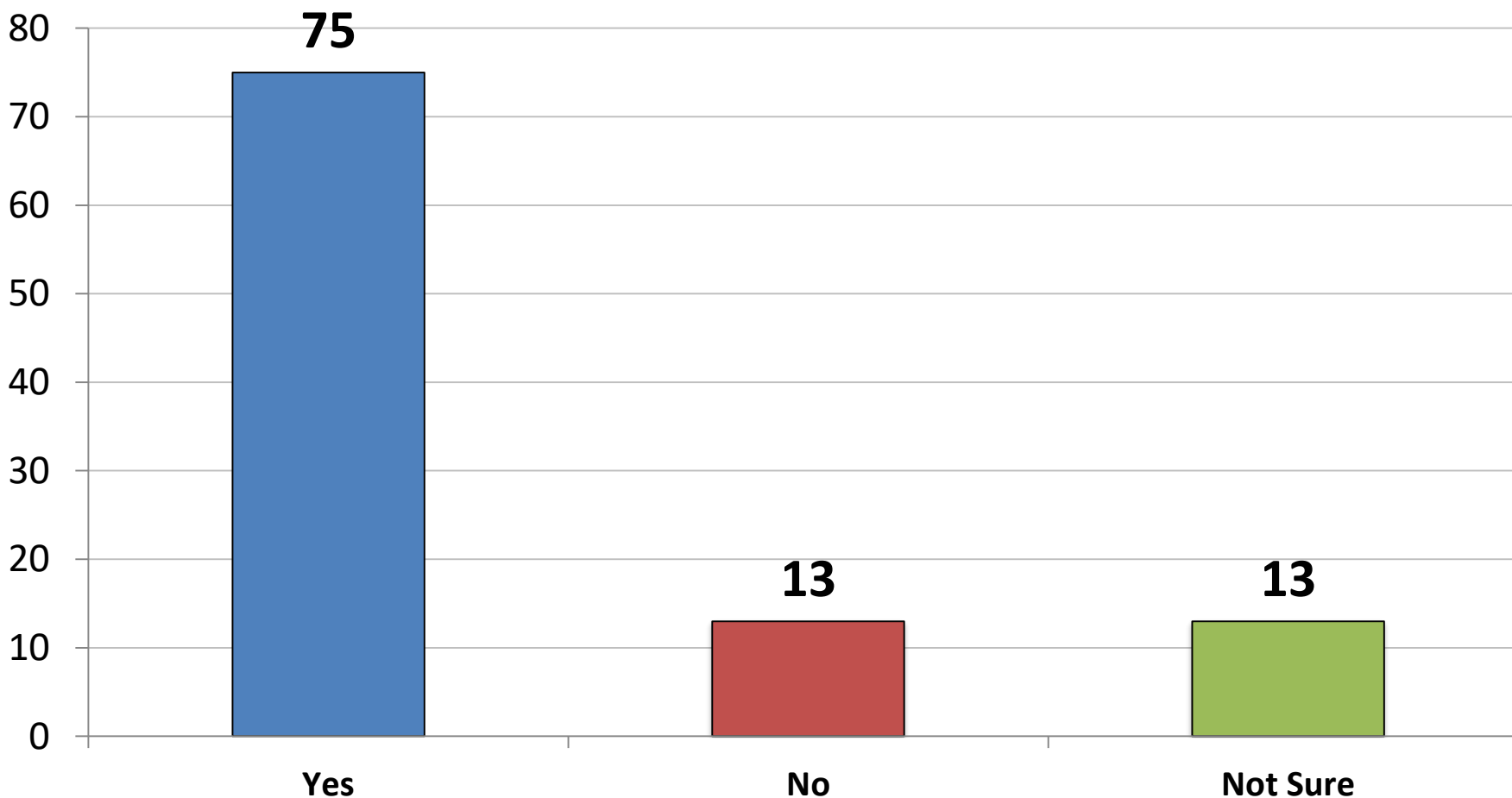


	<u>Yes</u>	<u>No</u>
East	75	10
Midwest	74	11
South	74	13
West	70	16
Republican	76	11
Democrat	71	13
Independent	75	13
Liberal	73	14
Moderate	71	14
Conservative	77	10
No College Degree	70	15
College Graduate	77	10
White	77	10
African- American	54	25
Hispanic	71	15
Age: 18-29	56	27
Age: 30-40	72	11
Age: 41-55	75	10
Age: 56-65	78	10
Age: Over 65	85	6
Married	78	10
Single	66	18
Men	77	13
Women	71	13
Urban Area	74	14
Suburban Area	73	12
Rural Area	74	12





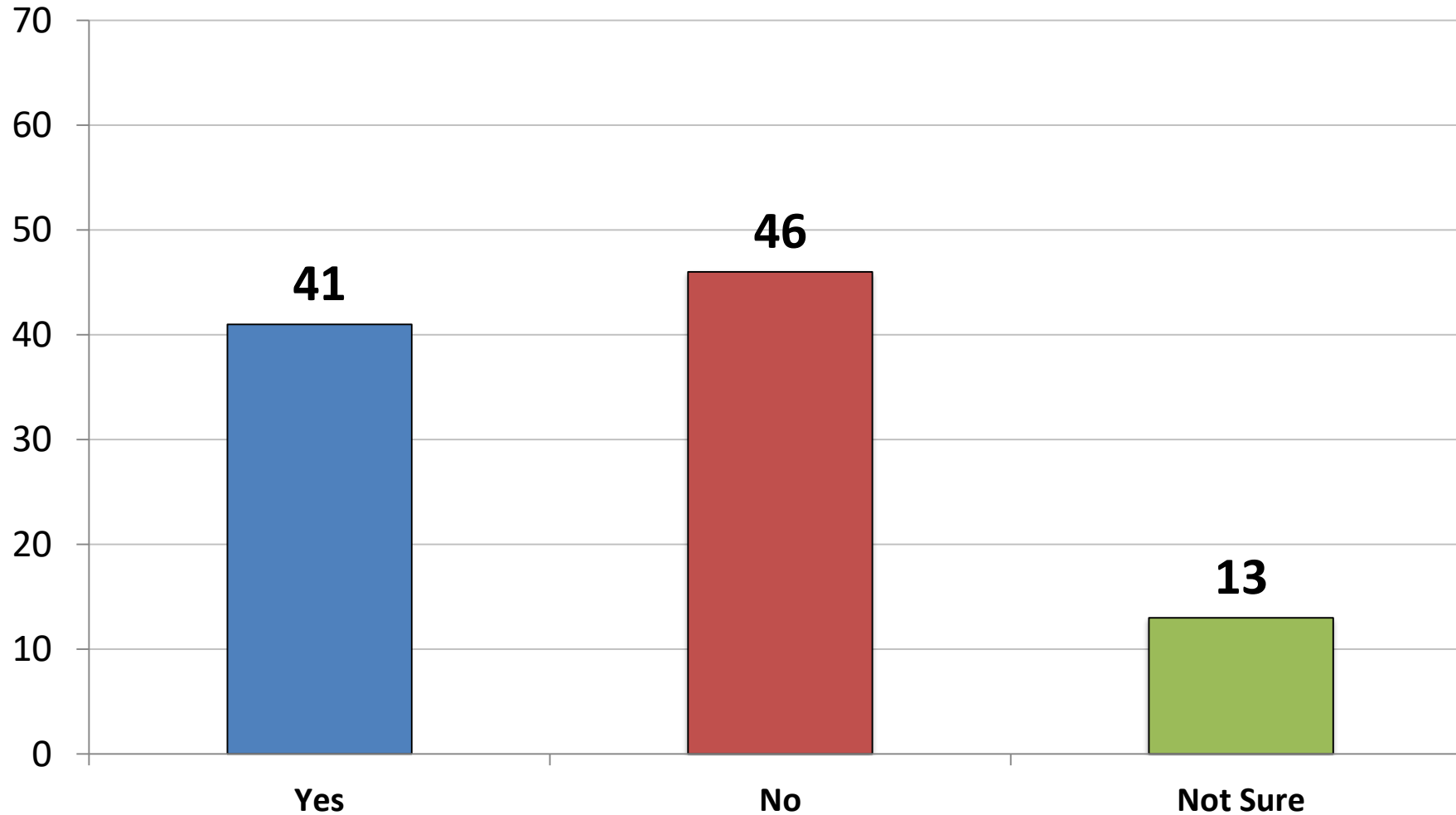
An example of the enormity of the Chinese military build-up is what is called the “Underground Great Wall.” It involves three-thousand miles of hardened underground tunnels – roughly the width of the continental United States – in which China is believed to be hiding a large and growing number of nuclear missiles. Do you believe we should be concerned by what this immense Underground Great Wall suggests about China’s ambitions?



	<u>Yes</u>	<u>No</u>
East	74	11
Midwest	77	11
South	74	14
West	73	14
Republican	81	10
Democrat	70	14
Independent	73	14
Liberal	69	16
Moderate	72	15
Conservative	82	8
No College Degree	74	14
College Graduate	75	12
White	76	11
African- American	70	17
Hispanic	79	13
Age: 18-29	61	25
Age: 30-40	71	13
Age: 41-55	75	13
Age: 56-65	82	8
Age: Over 65	83	7
Married	77	11
Single	68	18
Men	75	15
Women	74	11
Urban Area	76	12
Suburban Area	74	14
Rural Area	73	11



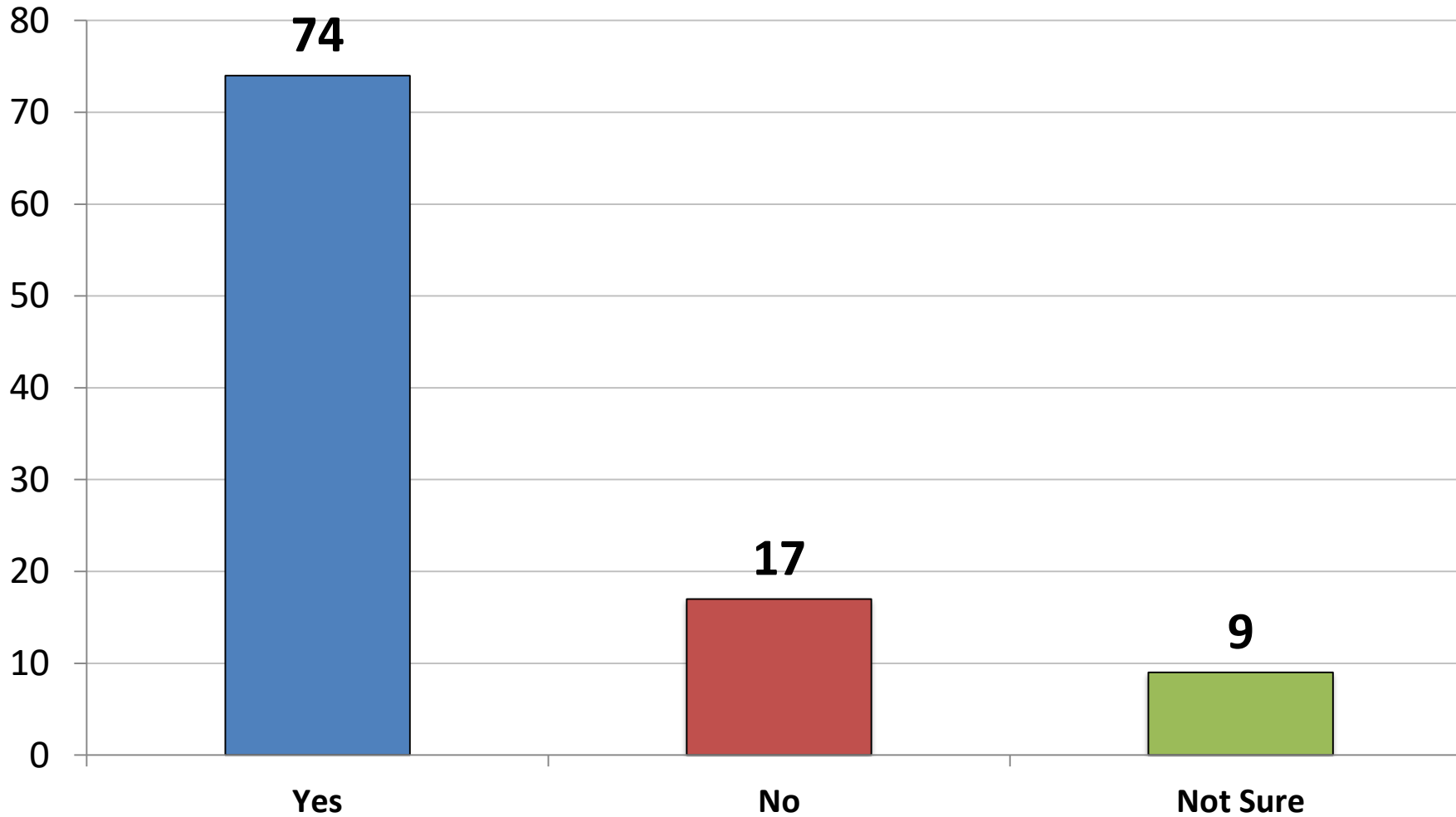
# Are you aware that China is seeking to dominate space for military as well as commercial purposes?



	<u>Yes</u>	<u>No</u>
East	39	47
Midwest	36	53
South	44	43
West	43	44
Republican	45	44
Democrat	34	53
Independent	45	40
Liberal	39	51
Moderate	38	47
Conservative	47	41
No College Degree	37	49
College Graduate	46	43
White	41	45
African- American	39	51
Hispanic	40	50
Age: 18-29	41	50
Age: 30-40	43	45
Age: 41-55	38	49
Age: 56-65	41	45
Age: Over 65	44	42
Married	44	44
Single	40	49
Men	53	37
Women	31	54
Urban Area	44	48
Suburban Area	39	46
Rural Area	43	44



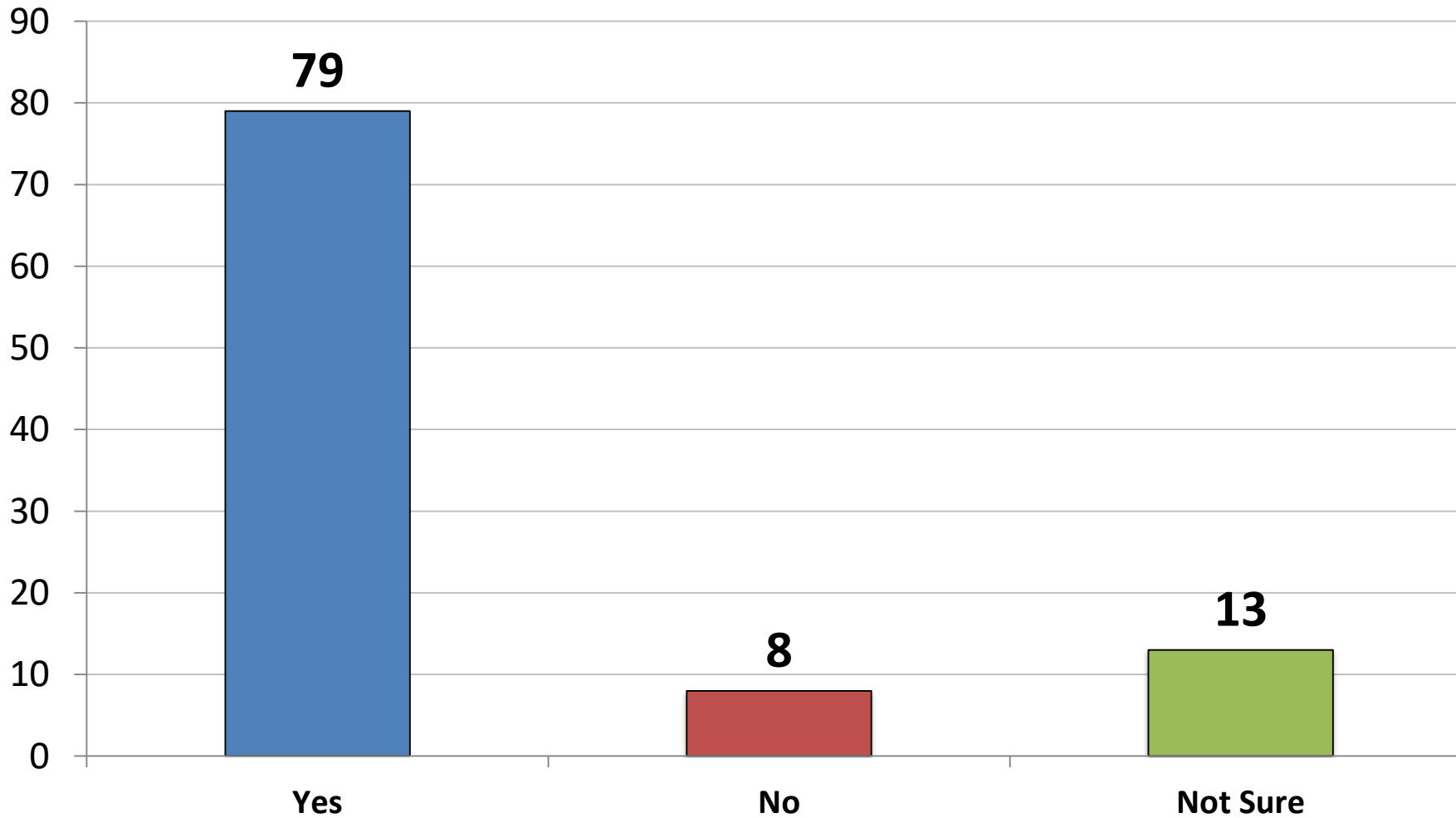
Are you aware that everything from our banking system to our cell phones and their navigation software to our power grid depend critically on space-based satellites and communications?



	<u>Yes</u>	<u>No</u>
East	69	22
Midwest	73	19
South	75	17
West	79	10
Republican	74	19
Democrat	71	18
Independent	78	13
Liberal	76	15
Moderate	73	18
Conservative	74	18
No College Degree	73	18
College Graduate	76	16
White	78	14
African- American	60	30
Hispanic	69	21
Age: 18-29	69	26
Age: 30-40	70	16
Age: 41-55	70	21
Age: 56-65	82	10
Age: Over 65	81	12
Married	75	17
Single	72	19
Men	81	14
Women	69	20
Urban Area	73	19
Suburban Area	75	17
Rural Area	76	16



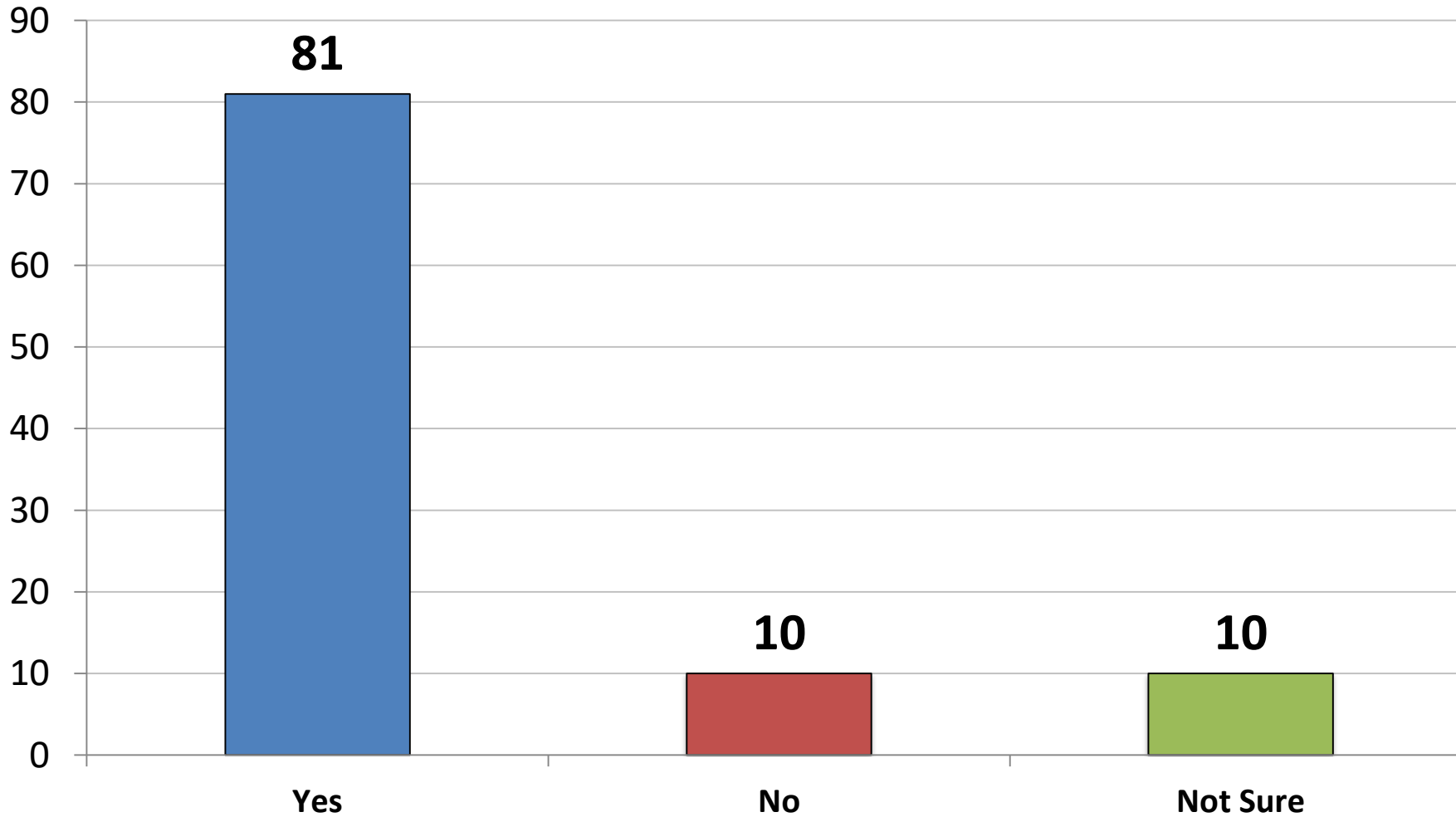
If a hostile power were able to control space, it could disrupt such assets and functions here on earth. If that were to happen, would it impact your life or those of your loved ones?



	Yes	No
East	76	10
Midwest	80	8
South	80	8
West	78	8
Republican	82	8
Democrat	75	9
Independent	79	8
Liberal	79	10
Moderate	76	8
Conservative	81	7
No College Degree	77	10
College Graduate	81	7
White	81	6
African- American	71	15
Hispanic	72	15
Age: 18-29	74	19
Age: 30-40	75	10
Age: 41-55	79	7
Age: 56-65	81	4
Age: Over 65	84	2
Married	82	7
Single	74	13
Men	82	9
Women	76	8
Urban Area	79	10
Suburban Area	80	8
Rural Area	76	8



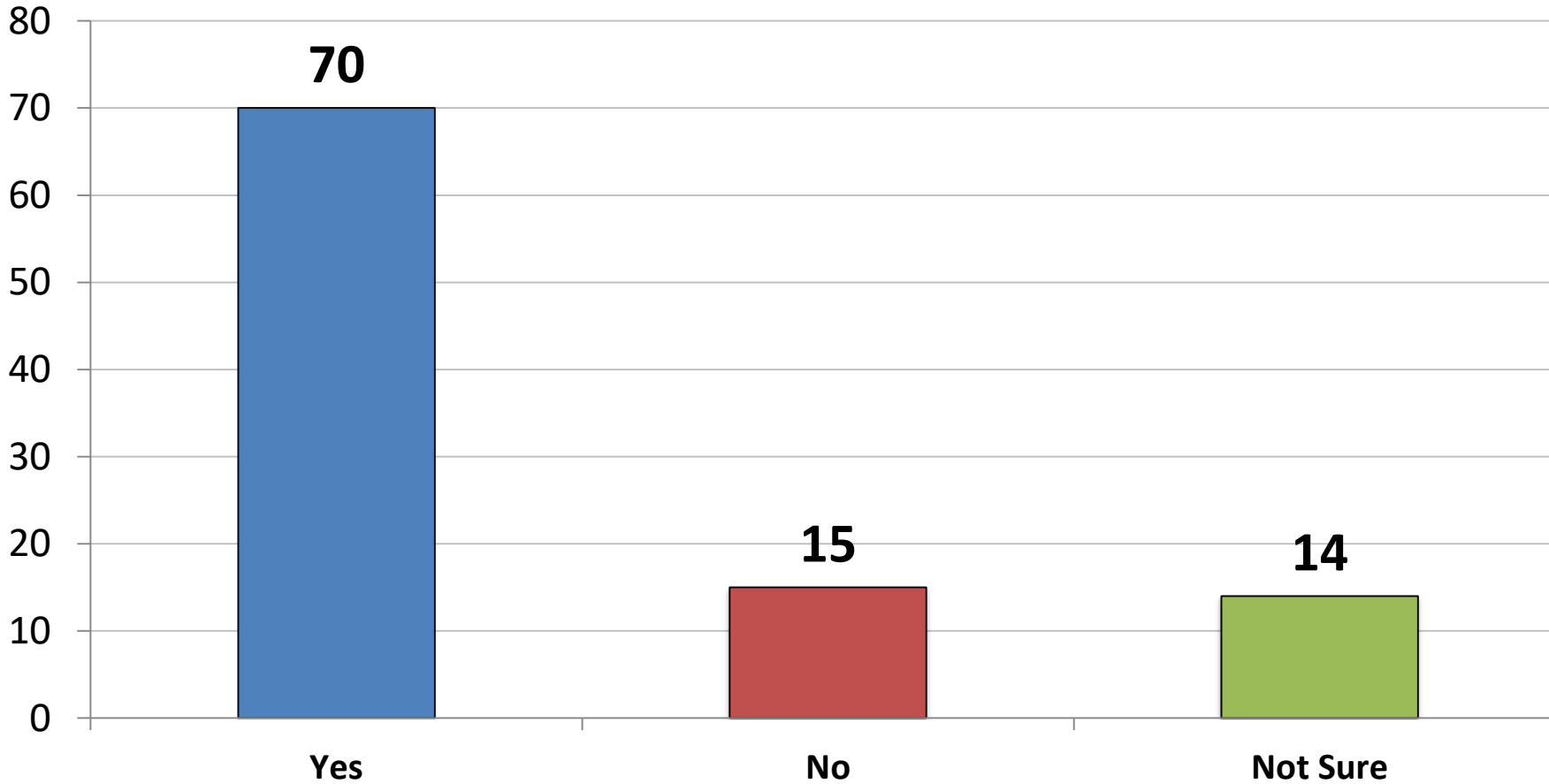
# Would you be worried if China controlled space?



	<u>Yes</u>	<u>No</u>
East	78	11
Midwest	82	9
South	82	9
West	80	9
Republican	87	7
Democrat	76	12
Independent	80	10
Liberal	80	11
Moderate	77	12
Conservative	86	6
No College Degree	80	9
College Graduate	82	10
White	84	8
African- American	66	20
Hispanic	79	10
Age: 18-29	67	21
Age: 30-40	77	10
Age: 41-55	83	8
Age: 56-65	85	7
Age: Over 65	91	3
Married	86	6
Single	70	17
Men	80	13
Women	82	7
Urban Area	81	9
Suburban Area	79	11
Rural Area	84	7



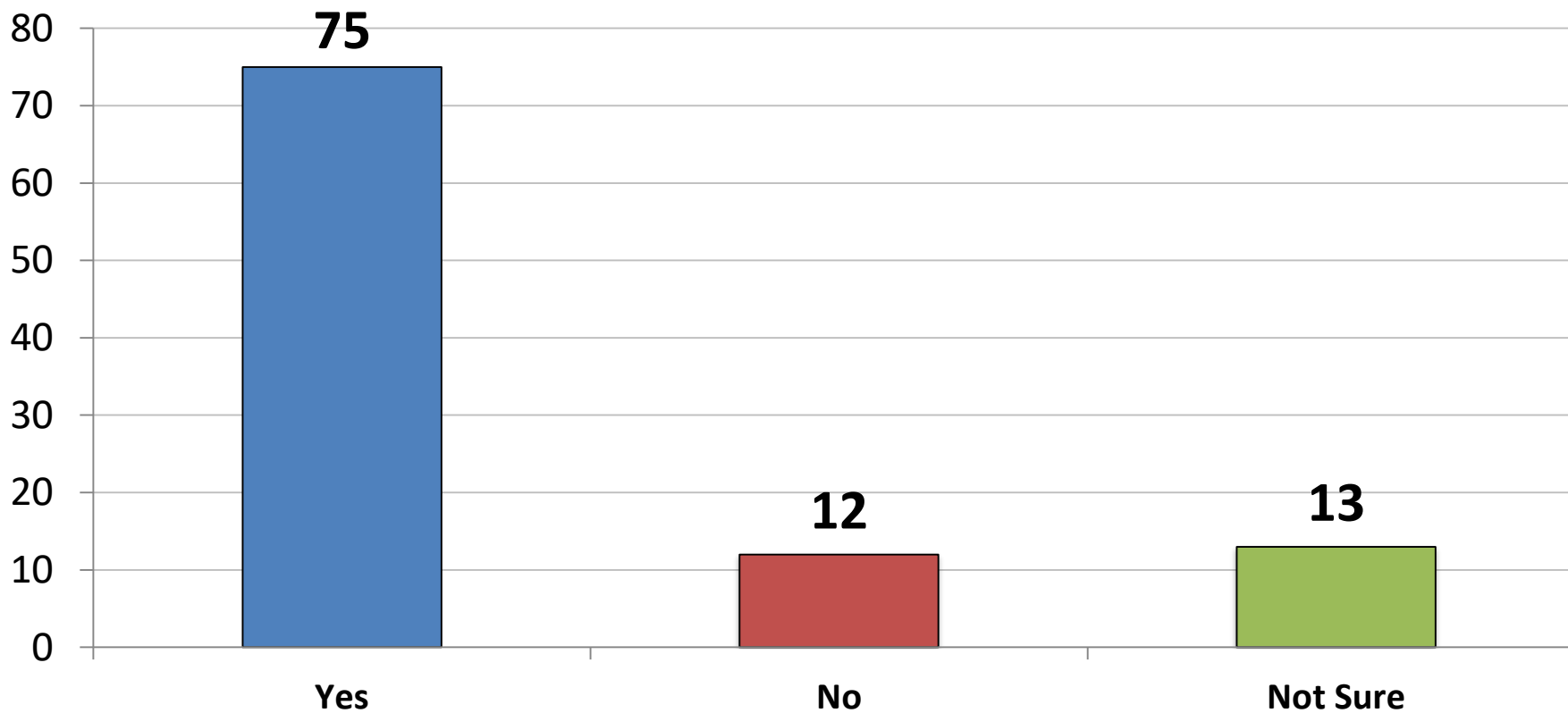
China is trying to get the world to adopt its version of fifth generation – or “5G” – wireless technology. The U.S. government believes that would pose a national security threat to our country and its allies, as well as to the privacy and safety of users. China’s lead 5G company says that’s not the case. Are you concerned about us relying on Chinese wireless technology?



	<u>Yes</u>	<u>No</u>
East	65	13
Midwest	75	11
South	70	19
West	71	16
Republican	77	13
Democrat	67	17
Independent	68	16
Liberal	66	20
Moderate	67	16
Conservative	78	11
No College Degree	70	16
College Graduate	71	15
White	72	13
African- American	63	21
Hispanic	68	22
Age: 18-29	59	29
Age: 30-40	65	17
Age: 41-55	71	15
Age: 56-65	74	10
Age: Over 65	80	8
Married	73	14
Single	64	20
Men	70	18
Women	71	13
Urban Area	72	16
Suburban Area	67	17
Rural Area	77	10



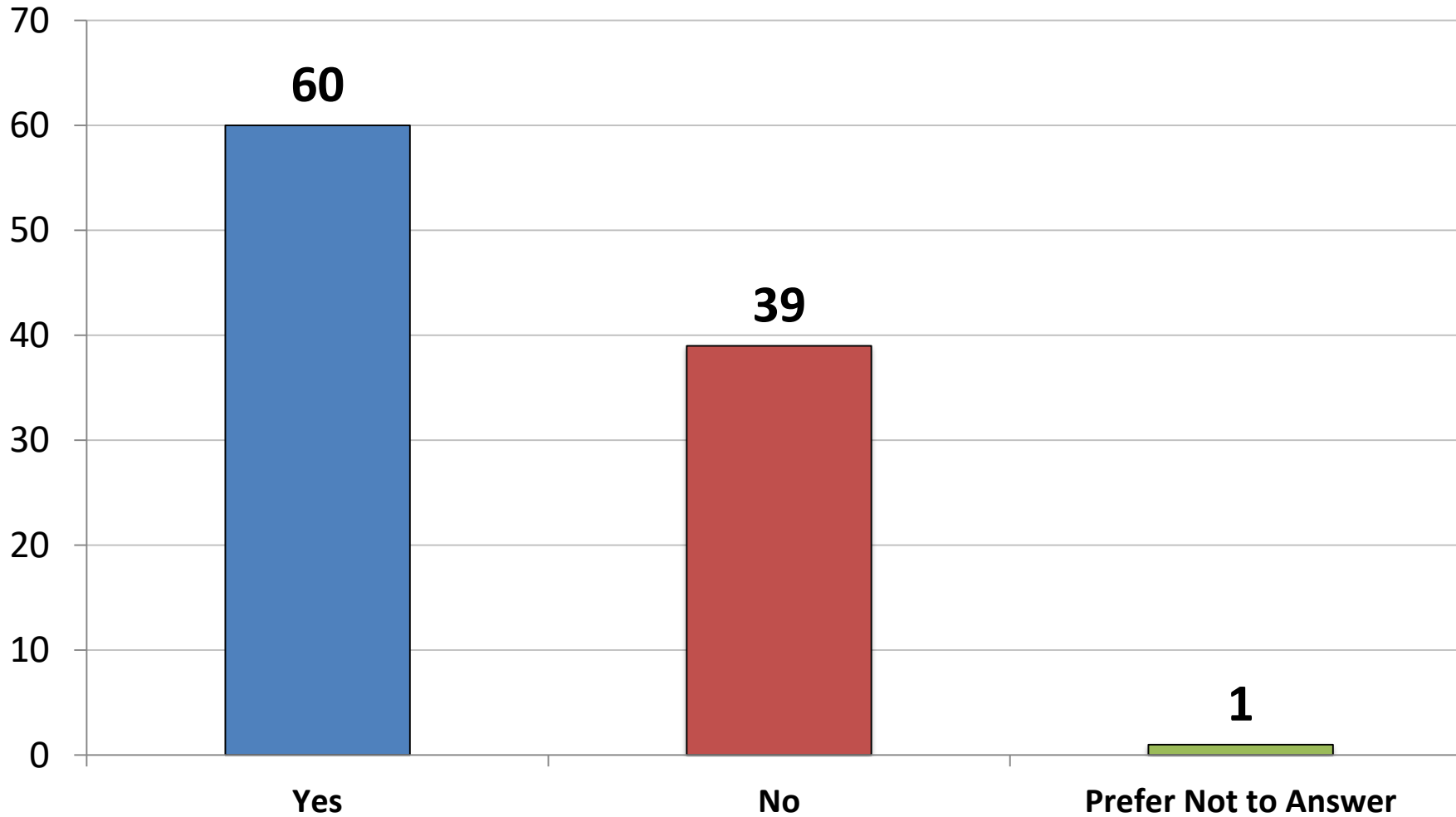
In addition to its bid to get everyone to use its 5G systems, China is working hard to have nations all over the planet to rely on infrastructure like airports, train and road networks and ports that the PRC offers to build on credit. Beijing calls it “the Belt and Road Initiative.” The targeted countries often find they can’t pay for the loans and the Chinese wind up taking over the infrastructure. In this way, the PRC is building a colonial empire in Asia, Africa, Europe and Latin America. Do you think we should be worried about China having such a dominant position globally?



	<u>Yes</u>	<u>No</u>
East	74	13
Midwest	77	11
South	74	12
West	74	15
Republican	80	10
Democrat	69	15
Independent	76	11
Liberal	73	15
Moderate	71	15
Conservative	81	8
No College Degree	72	14
College Graduate	78	11
White	78	10
African- American	59	23
Hispanic	72	17
Age: 18-29	59	28
Age: 30-40	70	11
Age: 41-55	76	10
Age: 56-65	81	8
Age: Over 65	87	6
Married	79	9
Single	67	19
Men	76	14
Women	74	11
Urban Area	79	11
Suburban Area	72	13
Rural Area	76	12



# Do you take prescription drugs?

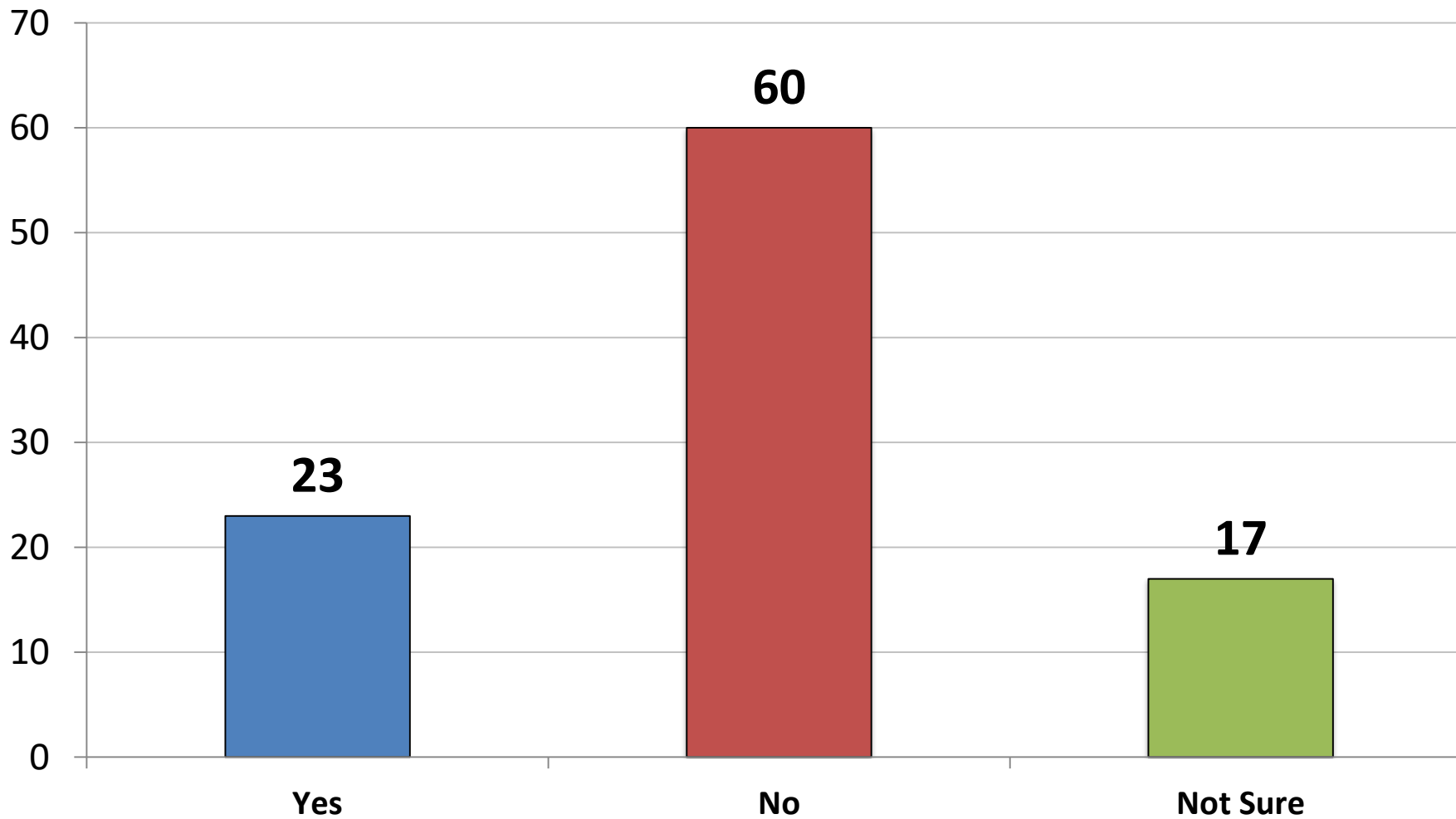


	<u>Yes</u>	<u>No</u>
East	64	34
Midwest	62	36
South	61	38
West	50	49
Republican	60	39
Democrat	63	35
Independent	55	44
Liberal	65	33
Moderate	54	45
Conservative	61	38
No College Degree	59	40
College Graduate	61	39
White	65	34
African- American	46	53
Hispanic	49	48
Age: 18-29	30	68
Age: 30-40	44	54
Age: 41-55	58	40
Age: 56-65	76	23
Age: Over 65	87	12
Married	63	37
Single	49	49
Men	54	46
Women	65	33
Urban Area	53	46
Suburban Area	61	37
Rural Area	64	34





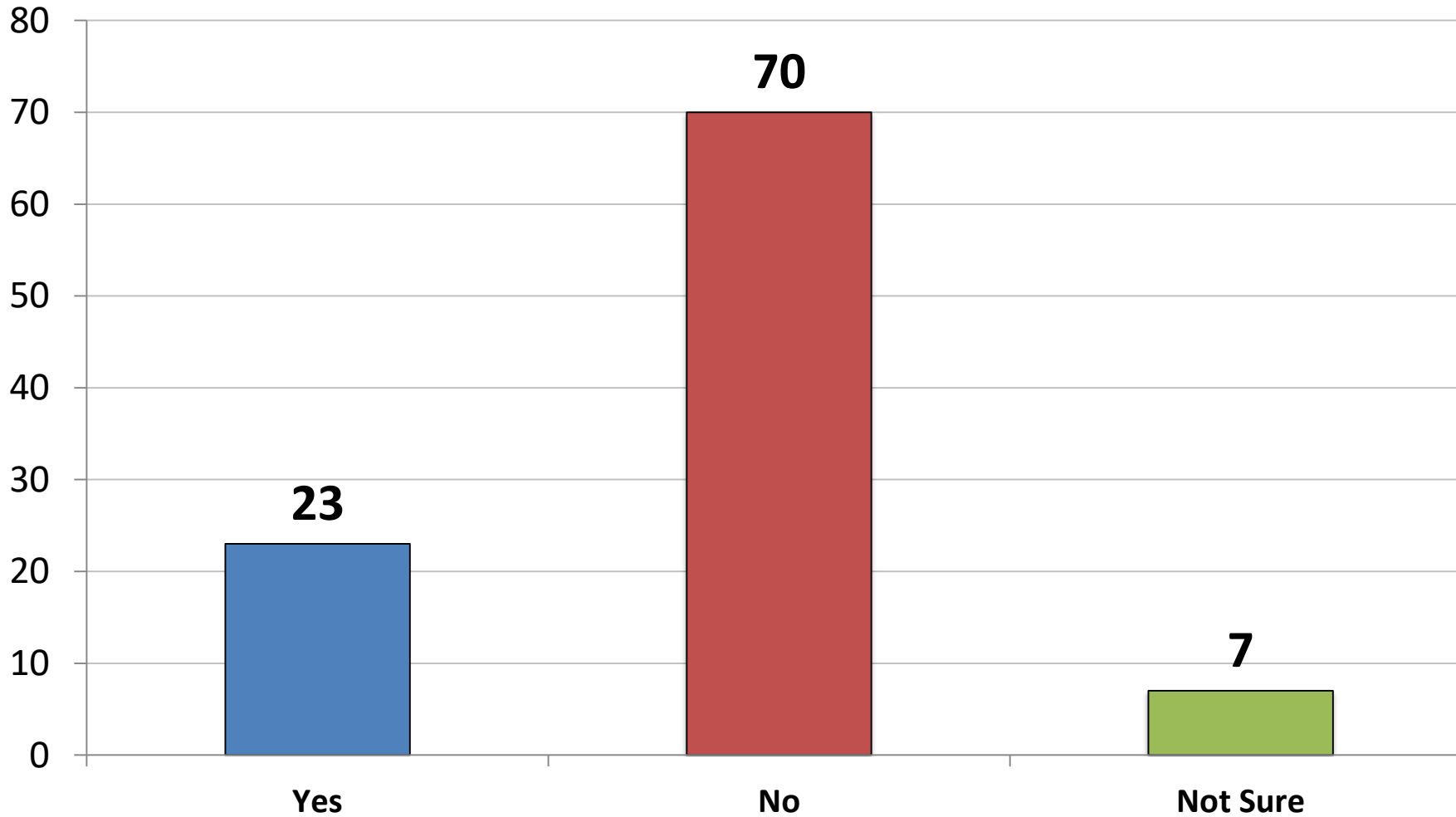
# If you take prescription drugs, do you know where they are manufactured?



	<u>Yes</u>	<u>No</u>
East	23	61
Midwest	21	60
South	23	60
West	26	58
Republican	25	61
Democrat	20	62
Independent	26	56
Liberal	24	59
Moderate	26	57
Conservative	19	63
No College Degree	18	61
College Graduate	28	59
White	23	60
African- American	14	64
Hispanic	35	60
Age: 18-29	19	73
Age: 30-40	40	51
Age: 41-55	13	73
Age: 56-65	24	55
Age: Over 65	24	54
Married	29	56
Single	21	65
Men	27	58
Women	20	62
Urban Area	28	53
Suburban Area	22	61
Rural Area	20	66



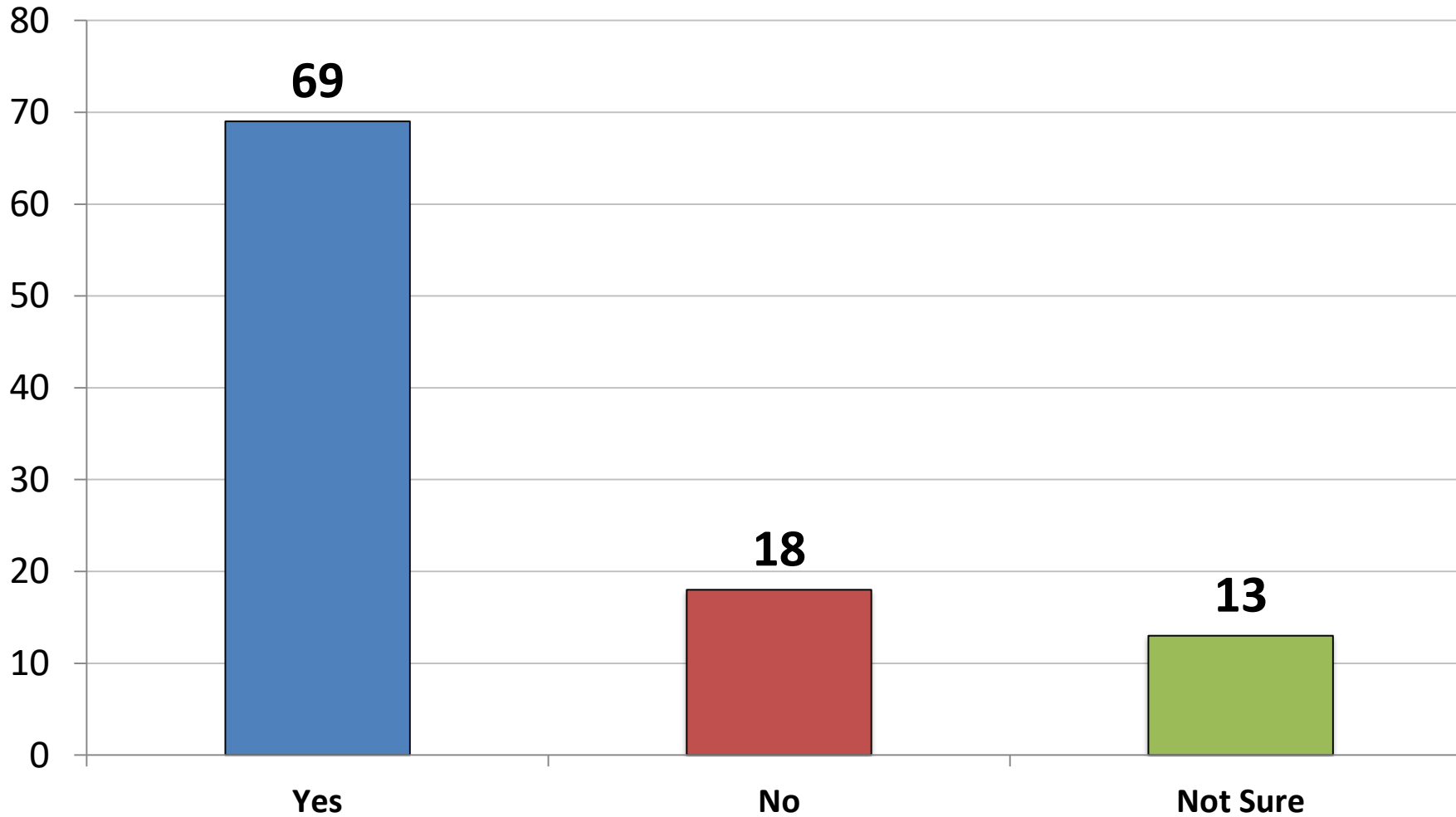
# Are you aware that China now manufactures virtually all of our generic drugs, components of other prescription medicines and penicillin?



	<u>Yes</u>	<u>No</u>
East	21	69
Midwest	26	69
South	22	72
West	23	68
Republican	22	70
Democrat	19	75
Independent	28	65
Liberal	26	69
Moderate	25	68
Conservative	18	73
No College Degree	22	71
College Graduate	24	69
White	20	72
African- American	28	68
Hispanic	31	65
Age: 18-29	29	66
Age: 30-40	31	62
Age: 41-55	23	69
Age: 56-65	16	77
Age: Over 65	16	76
Married	23	68
Single	26	67
Men	30	63
Women	17	77
Urban Area	29	67
Suburban Area	21	70
Rural Area	21	72



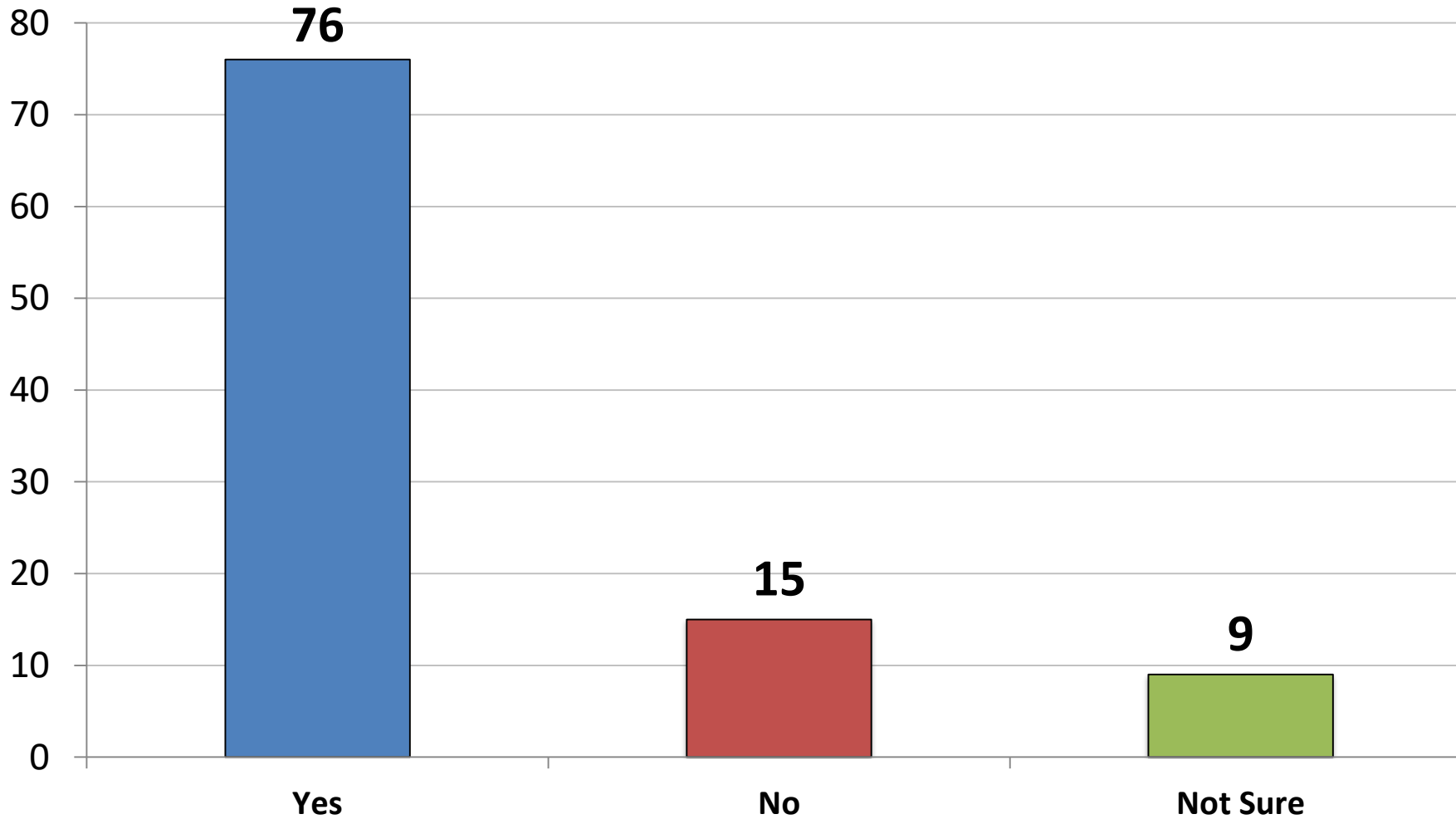
If our nation were highly dependent on Chinese supplies of medicines, would you be worried that they might be unsafe, and possibly harmfully so?



	<u>Yes</u>	<u>No</u>
East	67	20
Midwest	68	16
South	70	19
West	69	18
Republican	75	14
Democrat	64	22
Independent	68	20
Liberal	63	23
Moderate	65	22
Conservative	78	11
No College Degree	68	19
College Graduate	70	18
White	68	18
African- American	66	21
Hispanic	74	20
Age: 18-29	58	32
Age: 30-40	64	22
Age: 41-55	70	17
Age: 56-65	71	12
Age: Over 65	80	10
Married	73	16
Single	61	25
Men	70	19
Women	67	18
Urban Area	68	19
Suburban Area	67	19
Rural Area	73	15



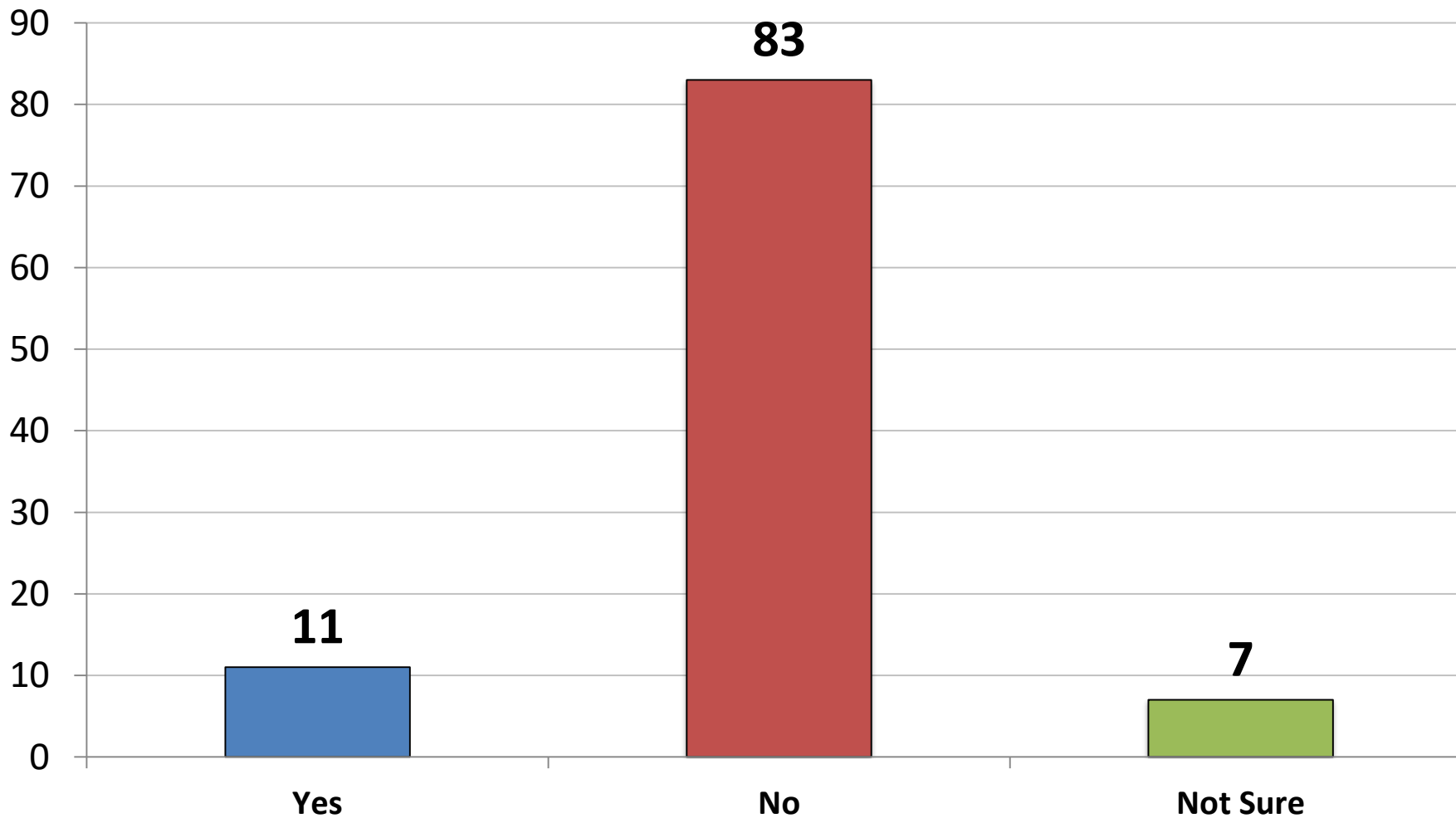
# If our nation were highly dependent on Chinese supplies of medicines, would you be worried that supplies might be interrupted?



	<u>Yes</u>	<u>No</u>
East	72	15
Midwest	79	14
South	78	14
West	72	18
Republican	79	13
Democrat	73	16
Independent	75	16
Liberal	74	17
Moderate	73	17
Conservative	81	10
No College Degree	75	14
College Graduate	76	16
White	76	13
African- American	72	21
Hispanic	76	19
Age: 18-29	63	29
Age: 30-40	70	17
Age: 41-55	82	11
Age: 56-65	77	11
Age: Over 65	85	8
Married	79	12
Single	69	21
Men	78	16
Women	74	14
Urban Area	76	15
Suburban Area	76	15
Rural Area	76	14



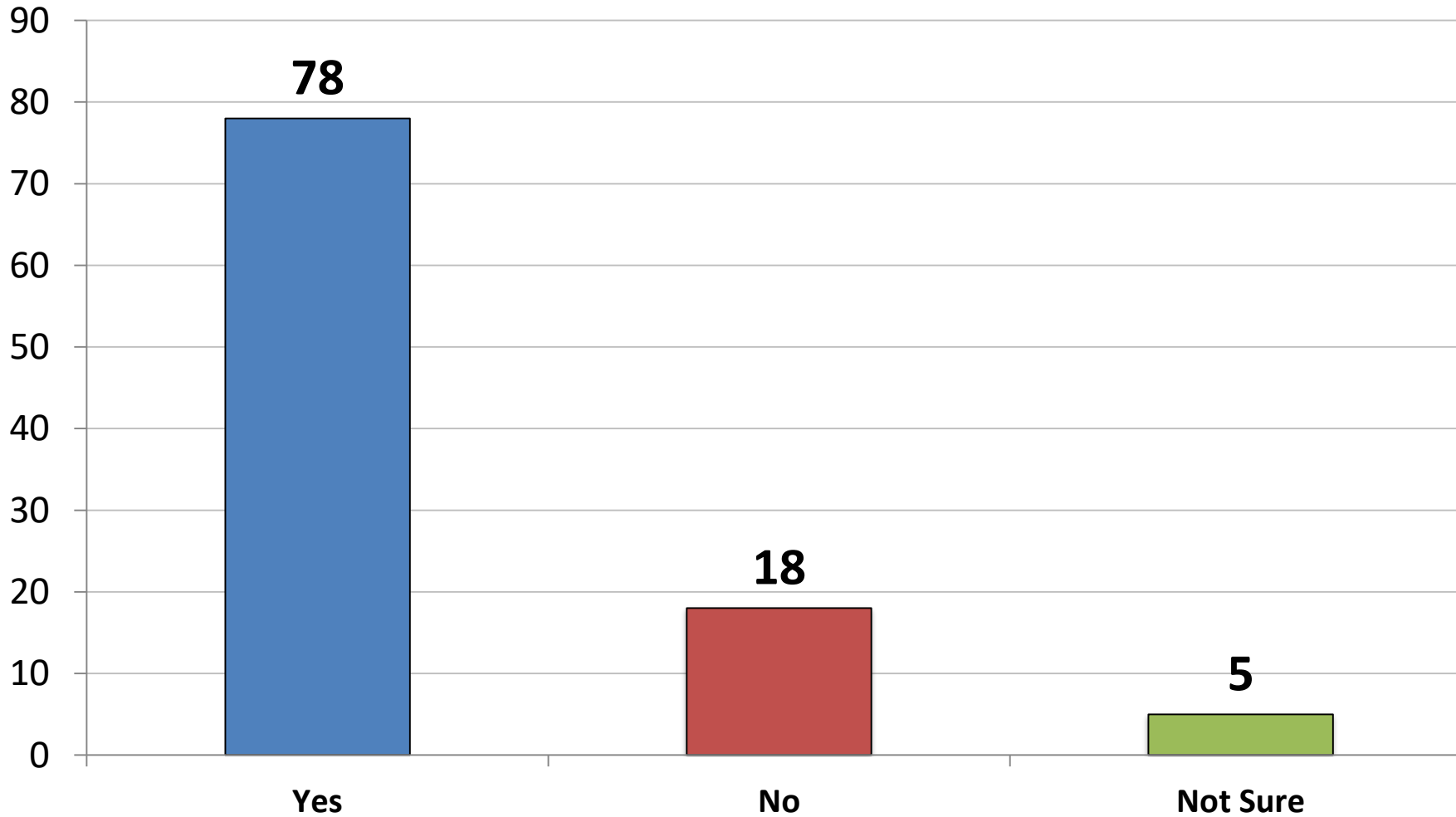
# Do you think our nation should be highly dependent on Chinese supplies of drugs?



	<u>Yes</u>	<u>No</u>
East	8	87
Midwest	11	84
South	14	81
West	8	82
Republican	13	84
Democrat	10	82
Independent	9	83
Liberal	17	77
Moderate	10	82
Conservative	6	89
No College Degree	10	83
College Graduate	12	82
White	7	86
African- American	16	78
Hispanic	23	74
Age: 18-29	15	75
Age: 30-40	20	70
Age: 41-55	8	87
Age: 56-65	8	87
Age: Over 65	3	93
Married	11	84
Single	12	79
Men	15	80
Women	7	85
Urban Area	15	81
Suburban Area	9	85
Rural Area	11	81



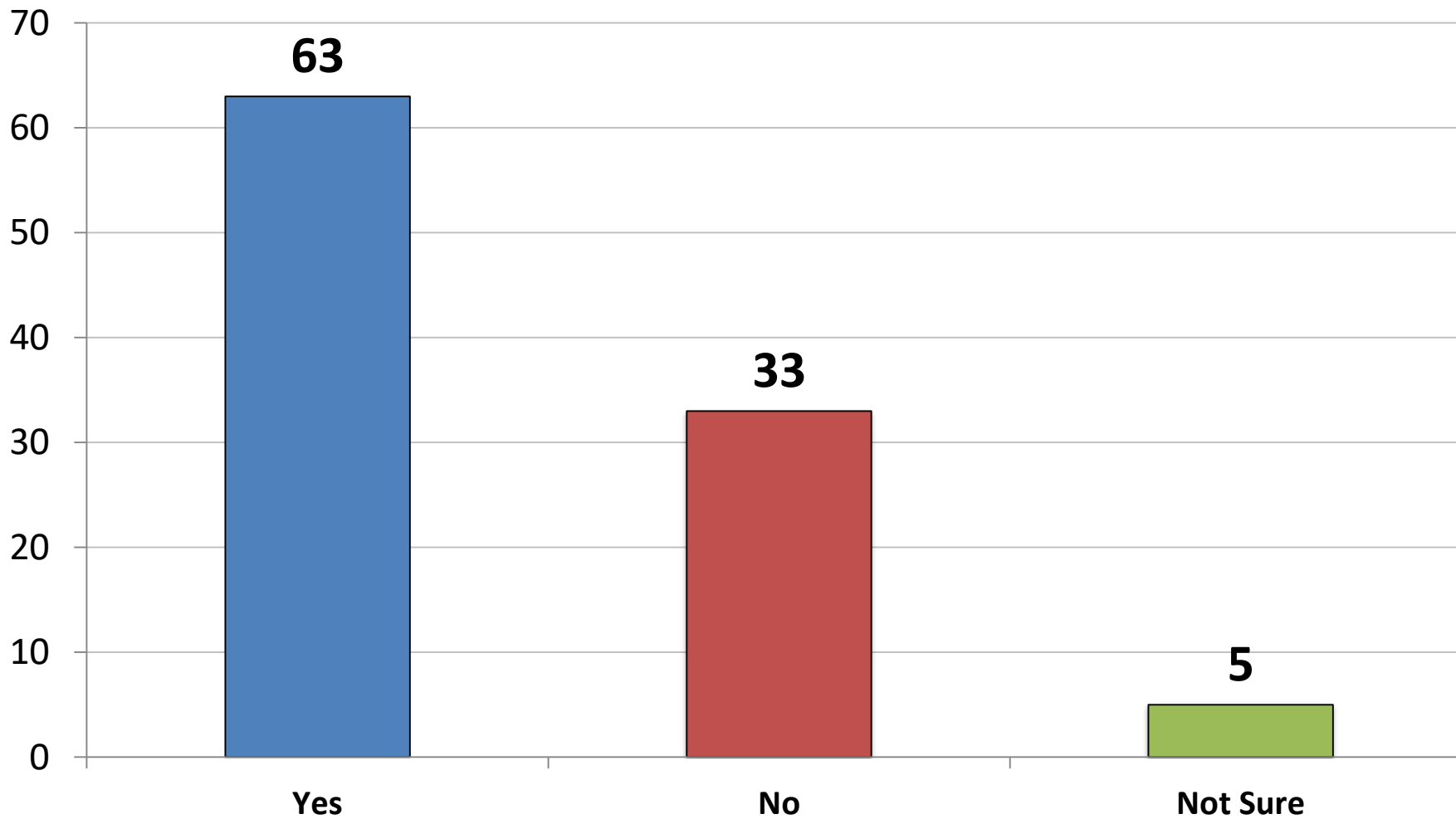
# Are you familiar with a powerful drug called fentanyl?



	<u>Yes</u>	<u>No</u>
East	77	20
Midwest	82	14
South	79	17
West	73	20
Republican	81	17
Democrat	76	18
Independent	78	18
Liberal	81	14
Moderate	73	23
Conservative	80	15
No College Degree	77	19
College Graduate	79	16
White	81	15
African- American	65	30
Hispanic	78	18
Age: 18-29	71	26
Age: 30-40	80	15
Age: 41-55	80	17
Age: 56-65	81	16
Age: Over 65	78	14
Married	79	18
Single	76	18
Men	77	19
Women	79	16
Urban Area	78	18
Suburban Area	78	17
Rural Area	79	18



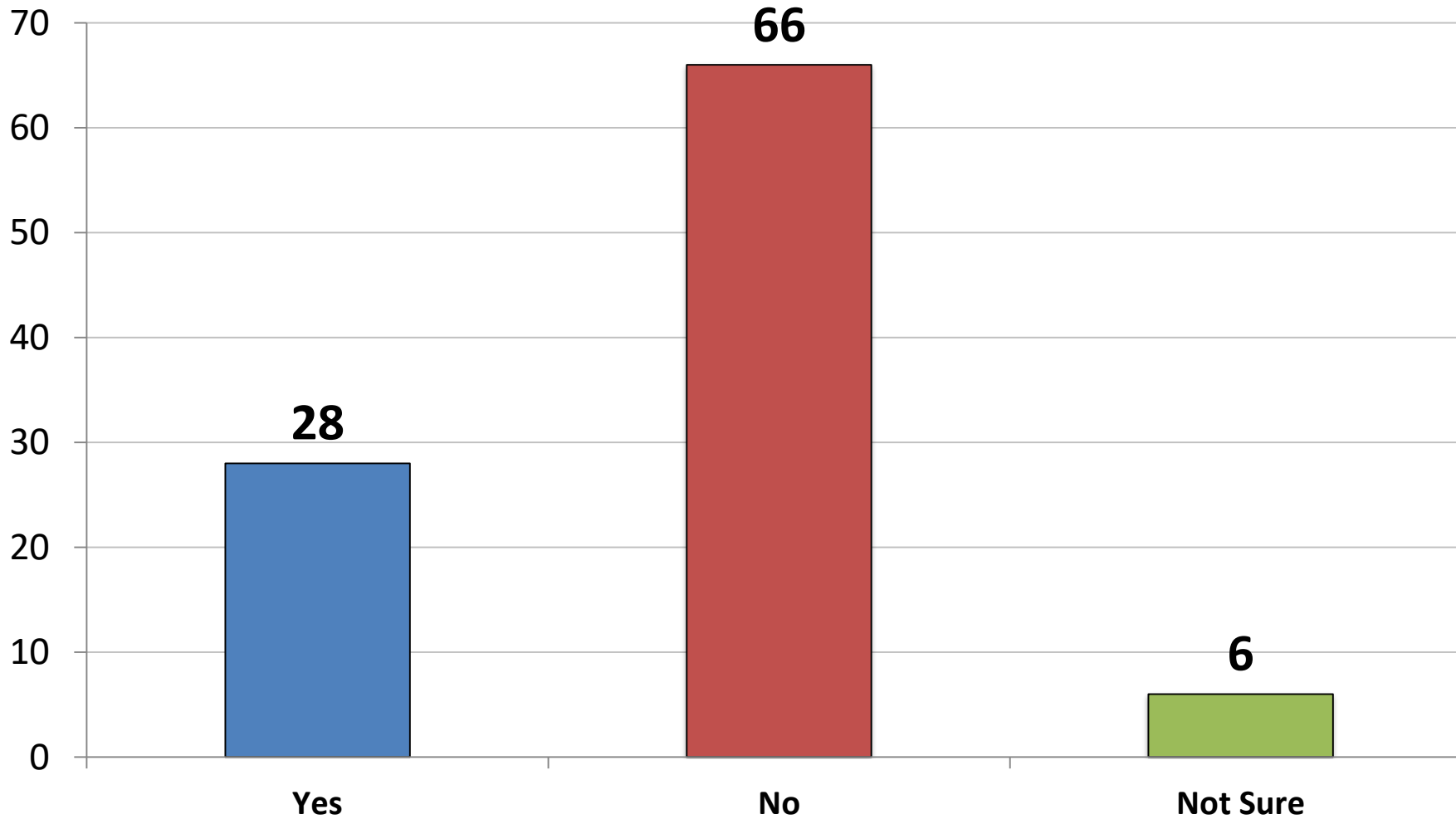
# Are you aware that fentanyl use kills roughly 70,000 Americans every year?



	<u>Yes</u>	<u>No</u>
East	65	31
Midwest	66	30
South	61	34
West	60	35
Republican	68	29
Democrat	59	35
Independent	61	34
Liberal	65	31
Moderate	61	33
Conservative	63	34
No College Degree	62	32
College Graduate	63	33
White	65	31
African- American	53	38
Hispanic	61	36
Age: 18-29	60	37
Age: 30-40	71	26
Age: 41-55	62	31
Age: 56-65	61	32
Age: Over 65	58	37
Married	63	33
Single	64	31
Men	64	31
Women	61	34
Urban Area	59	35
Suburban Area	64	31
Rural Area	65	32



# Are you aware that China produces and smuggles into the United States virtually all of the fentanyl used in this country?

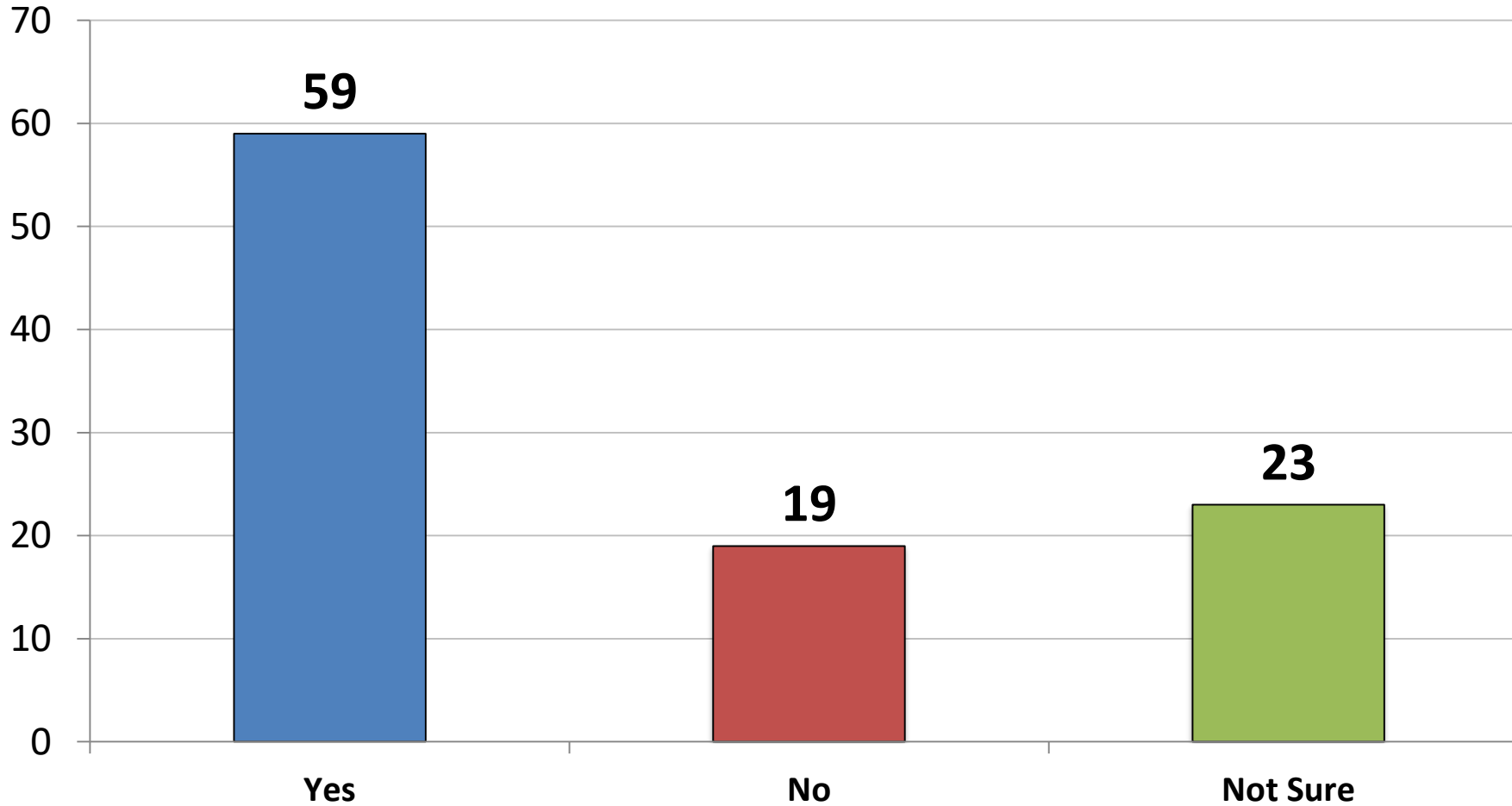


	<u>Yes</u>	<u>No</u>
East	31	63
Midwest	24	72
South	30	64
West	27	65
Republican	30	64
Democrat	25	69
Independent	30	64
Liberal	33	63
Moderate	26	68
Conservative	26	67
No College Degree	26	67
College Graduate	30	65
White	26	68
African- American	33	62
Hispanic	34	61
Age: 18-29	29	67
Age: 30-40	36	58
Age: 41-55	25	70
Age: 56-65	27	66
Age: Over 65	25	69
Married	27	66
Single	32	63
Men	35	59
Women	21	73
Urban Area	33	62
Suburban Area	27	66
Rural Area	24	72





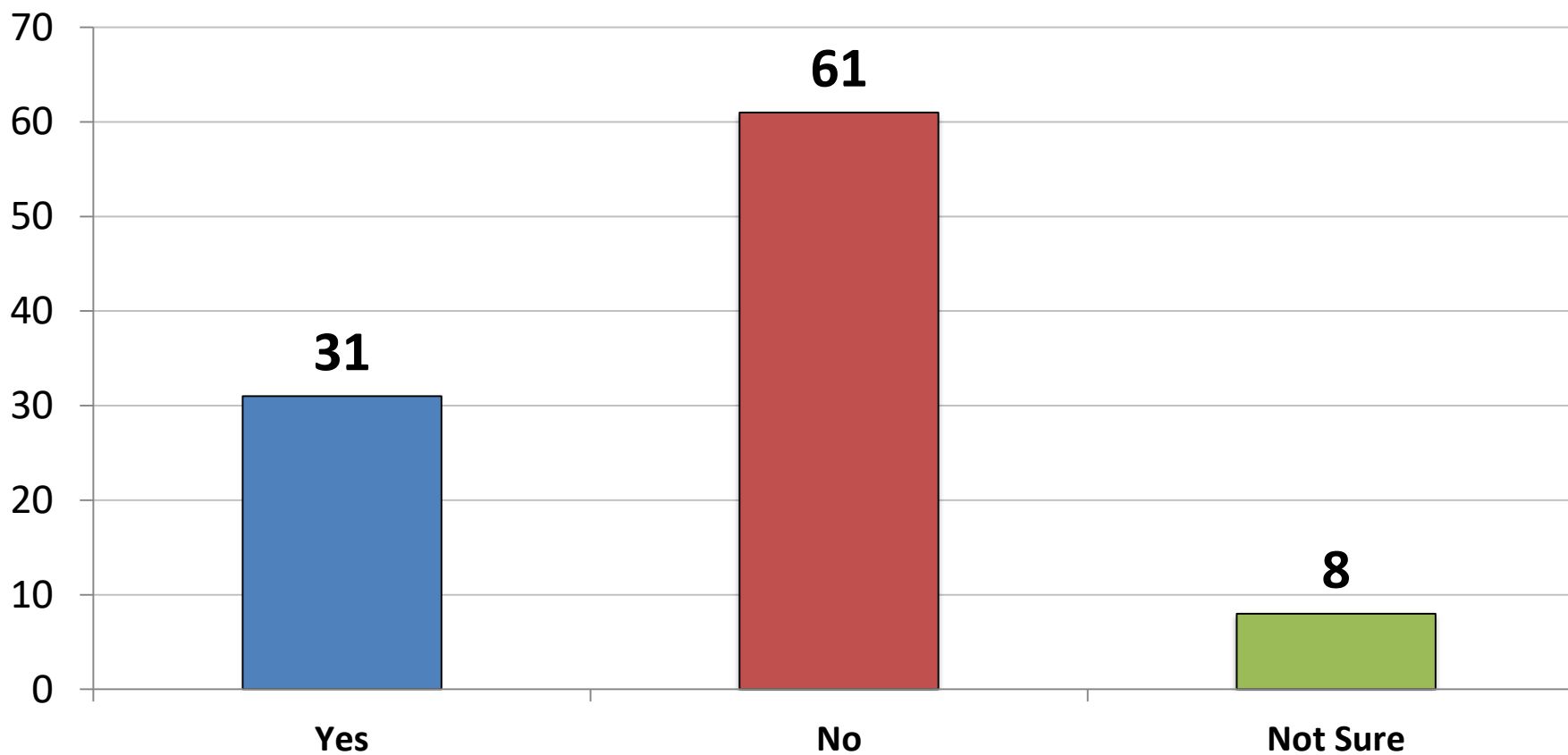
The Chinese government knows about the manufacture of fentanyl in their country and its illegal shipment here. It has repeatedly promised to shut such activities down, but has not done so. Some have called this behavior deliberate chemical warfare against our country. Do you agree?



	<u>Yes</u>	<u>No</u>
East	56	21
Midwest	61	15
South	60	19
West	55	22
Republican	68	13
Democrat	49	23
Independent	59	20
Liberal	49	25
Moderate	60	19
Conservative	65	13
No College Degree	62	18
College Graduate	55	20
White	59	17
African- American	57	19
Hispanic	56	29
Age: 18-29	54	30
Age: 30-40	54	21
Age: 41-55	53	20
Age: 56-65	65	13
Age: Over 65	68	10
Married	60	18
Single	55	25
Men	61	23
Women	56	15
Urban Area	63	16
Suburban Area	56	21
Rural Area	60	17



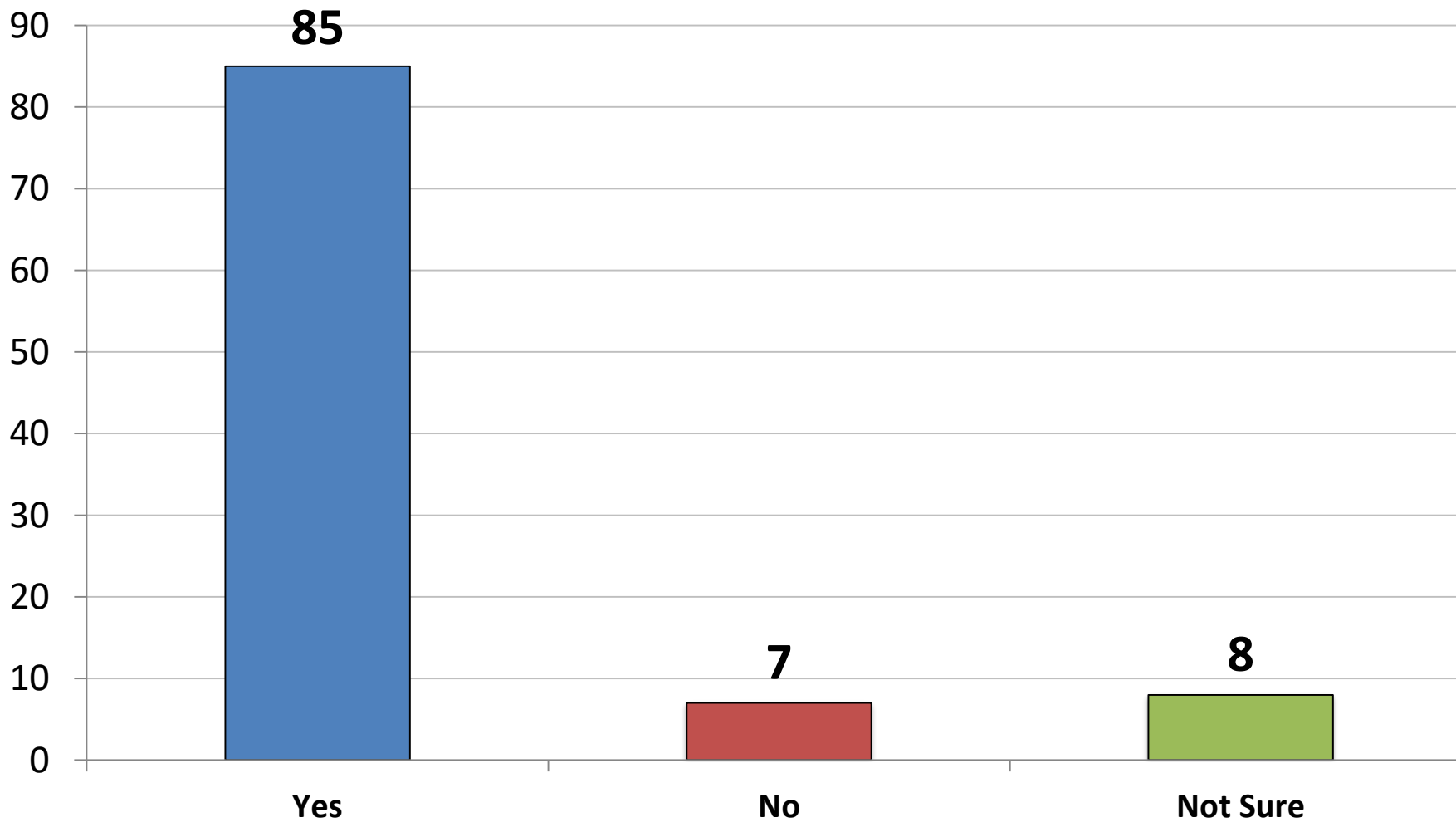
The Chinese government has developed an array of advanced technologies – including millions of surveillance cameras, facial recognition software, data mining and artificial intelligence – that allow it to monitor virtually every aspect of its people’s lives. It has begun employing these technologies to give everybody a “social credit” score. If you behave in ways the Chinese government likes, you get a higher score. If you don’t, you get a lower one and can be punished for it, allowing the government to exercise unprecedented control over its people. Have you heard about this Chinese social credit system?



	<u>Yes</u>	<u>No</u>
East	30	59
Midwest	30	64
South	31	61
West	32	60
Republican	29	65
Democrat	26	63
Independent	38	55
Liberal	35	59
Moderate	29	62
Conservative	30	63
No College Degree	29	61
College Graduate	32	61
White	29	63
African- American	31	58
Hispanic	37	56
Age: 18-29	38	55
Age: 30-40	39	52
Age: 41-55	25	66
Age: 56-65	27	64
Age: Over 65	27	68
Married	31	60
Single	34	58
Men	40	54
Women	23	68
Urban Area	32	61
Suburban Area	32	60
Rural Area	26	65



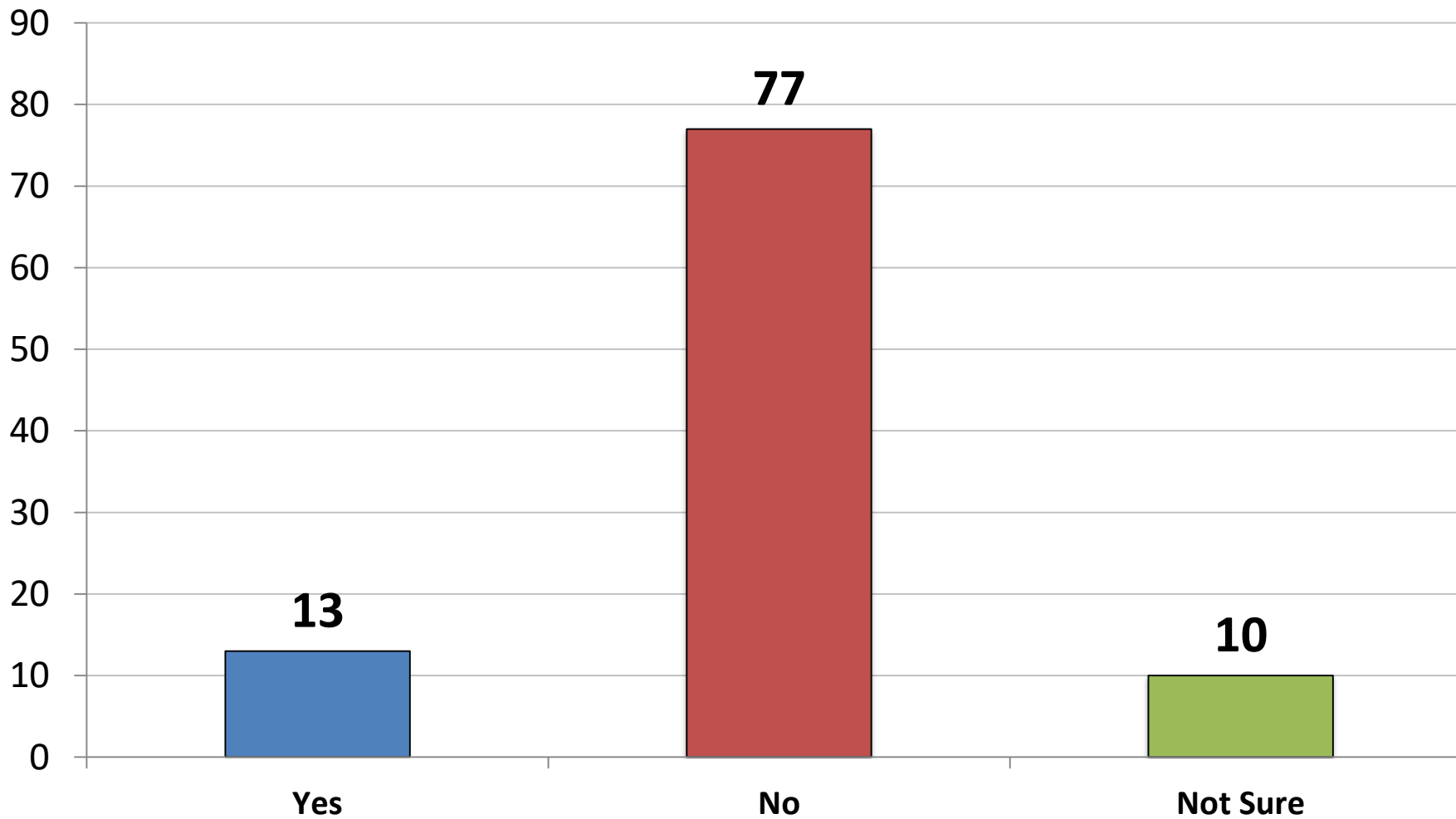
# Would you be worried if such a system were introduced into this country?



	<u>Yes</u>	<u>No</u>
East	84	7
Midwest	84	8
South	85	7
West	86	8
Republican	87	6
Democrat	82	9
Independent	86	6
Liberal	86	7
Moderate	81	9
Conservative	87	6
No College Degree	85	6
College Graduate	85	9
White	86	6
African- American	75	13
Hispanic	85	9
Age: 18-29	77	14
Age: 30-40	84	9
Age: 41-55	86	6
Age: 56-65	86	4
Age: Over 65	89	4
Married	86	6
Single	80	11
Men	86	8
Women	84	7
Urban Area	86	7
Suburban Area	84	7
Rural Area	84	8



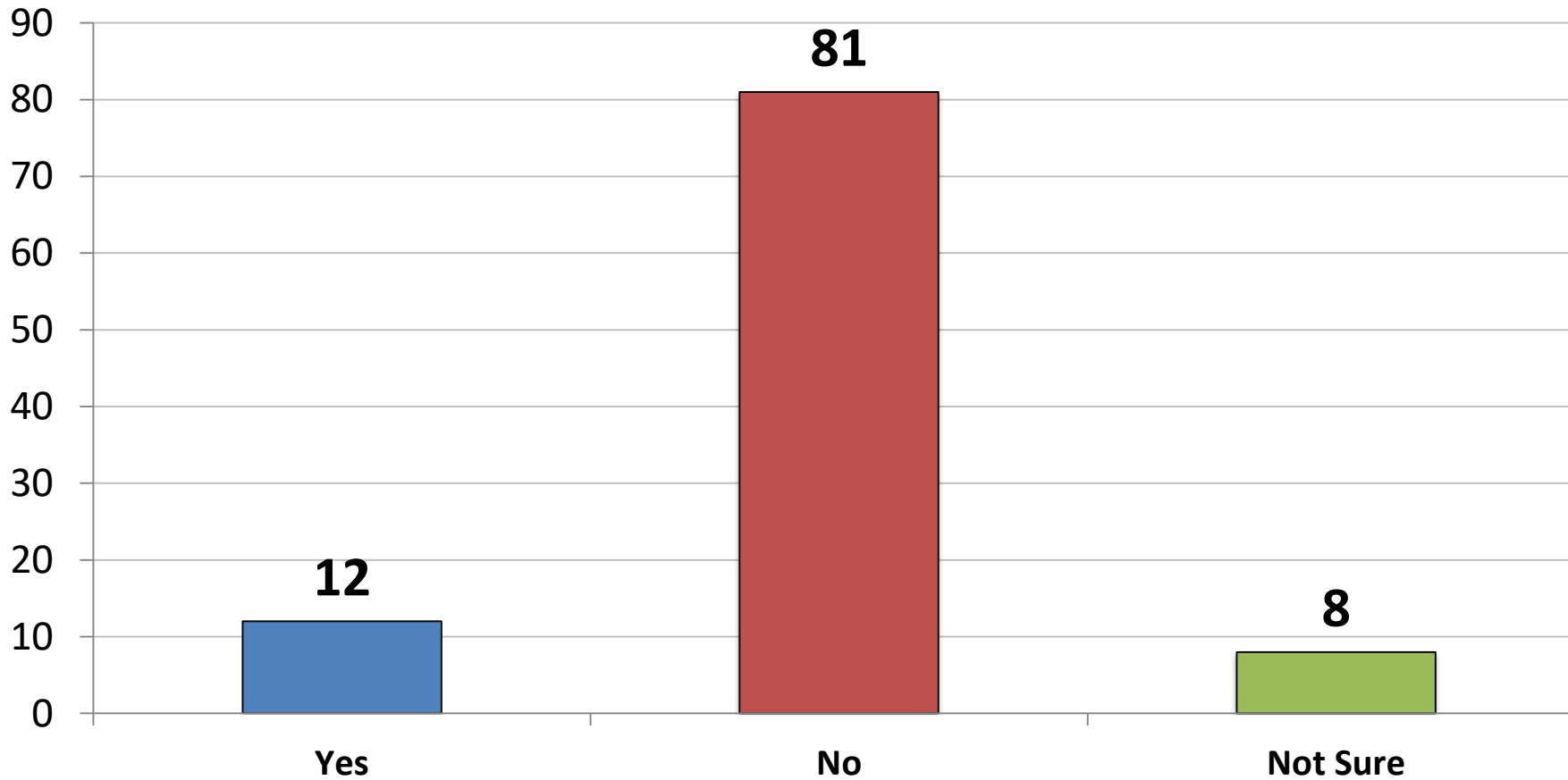
# Do you think it would be good if the Chinese exported such a system to other countries?



	<u>Yes</u>	<u>No</u>
East	12	77
Midwest	13	73
South	14	77
West	10	82
Republican	13	78
Democrat	15	73
Independent	10	81
Liberal	18	74
Moderate	12	74
Conservative	8	83
No College Degree	12	76
College Graduate	13	78
White	10	80
African- American	20	64
Hispanic	17	76
Age: 18-29	20	72
Age: 30-40	20	68
Age: 41-55	10	77
Age: 56-65	8	82
Age: Over 65	6	86
Married	12	79
Single	15	73
Men	16	76
Women	10	78
Urban Area	16	74
Suburban Area	12	78
Rural Area	10	79



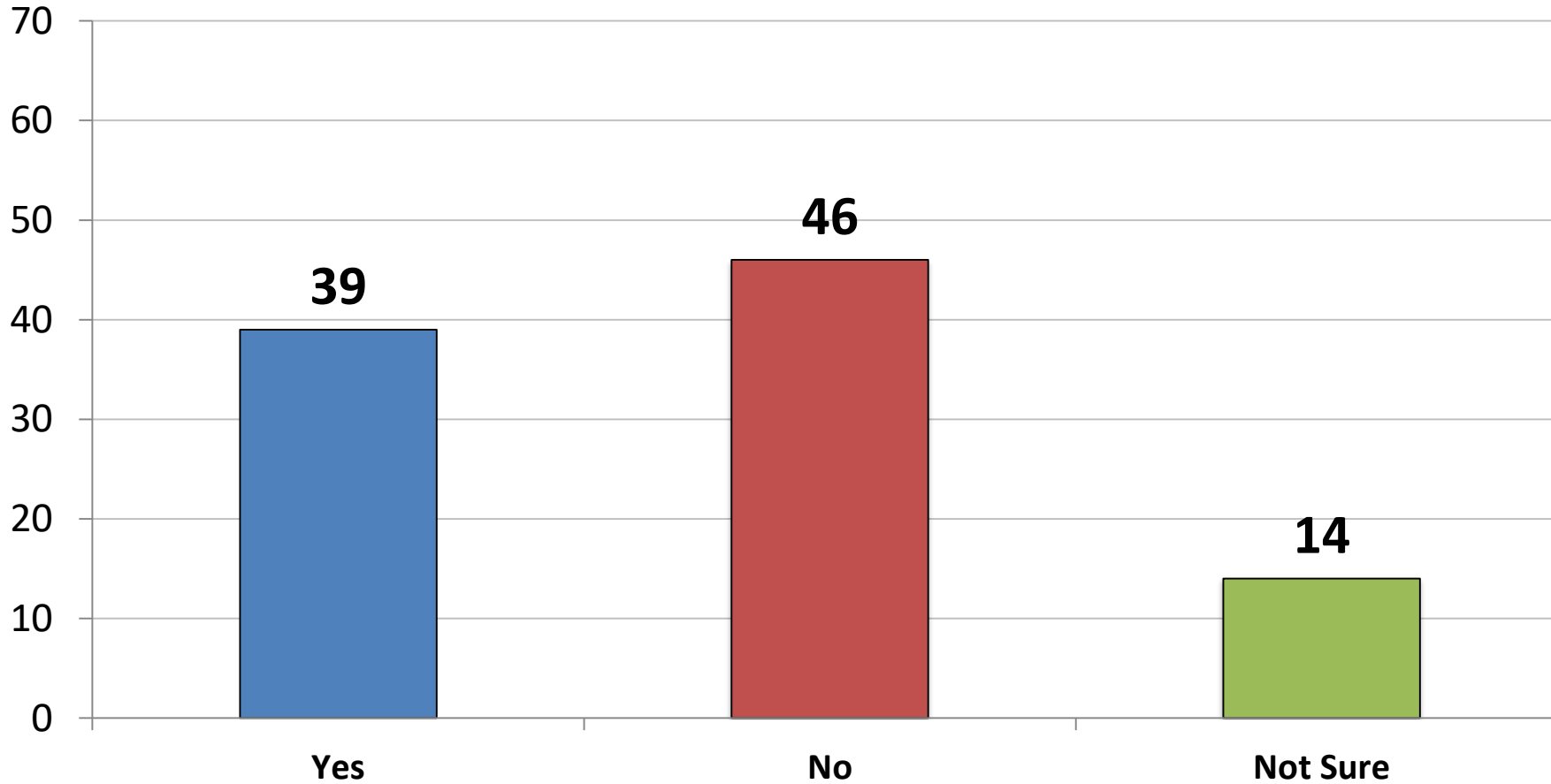
The U.S. government believes that the Chinese government is using social credit system technologies to monitor, persecute and in some cases imprison people of faith in China, including: Christians, Tibetan Buddhists, Falun Gong followers and Muslims. By some estimates between one and three million Uighur Muslims are being held in concentration camps. Do you find such behavior acceptable?



	<u>Yes</u>	<u>No</u>
East	12	79
Midwest	12	82
South	13	79
West	9	84
Republican	13	80
Democrat	11	80
Independent	10	82
Liberal	18	79
Moderate	9	79
Conservative	8	84
No College Degree	12	79
College Graduate	11	83
White	9	84
African- American	22	70
Hispanic	18	74
Age: 18-29	13	81
Age: 30-40	18	72
Age: 41-55	11	79
Age: 56-65	12	82
Age: Over 65	5	90
Married	13	80
Single	13	79
Men	16	78
Women	8	83
Urban Area	16	76
Suburban Area	8	84
Rural Area	13	78



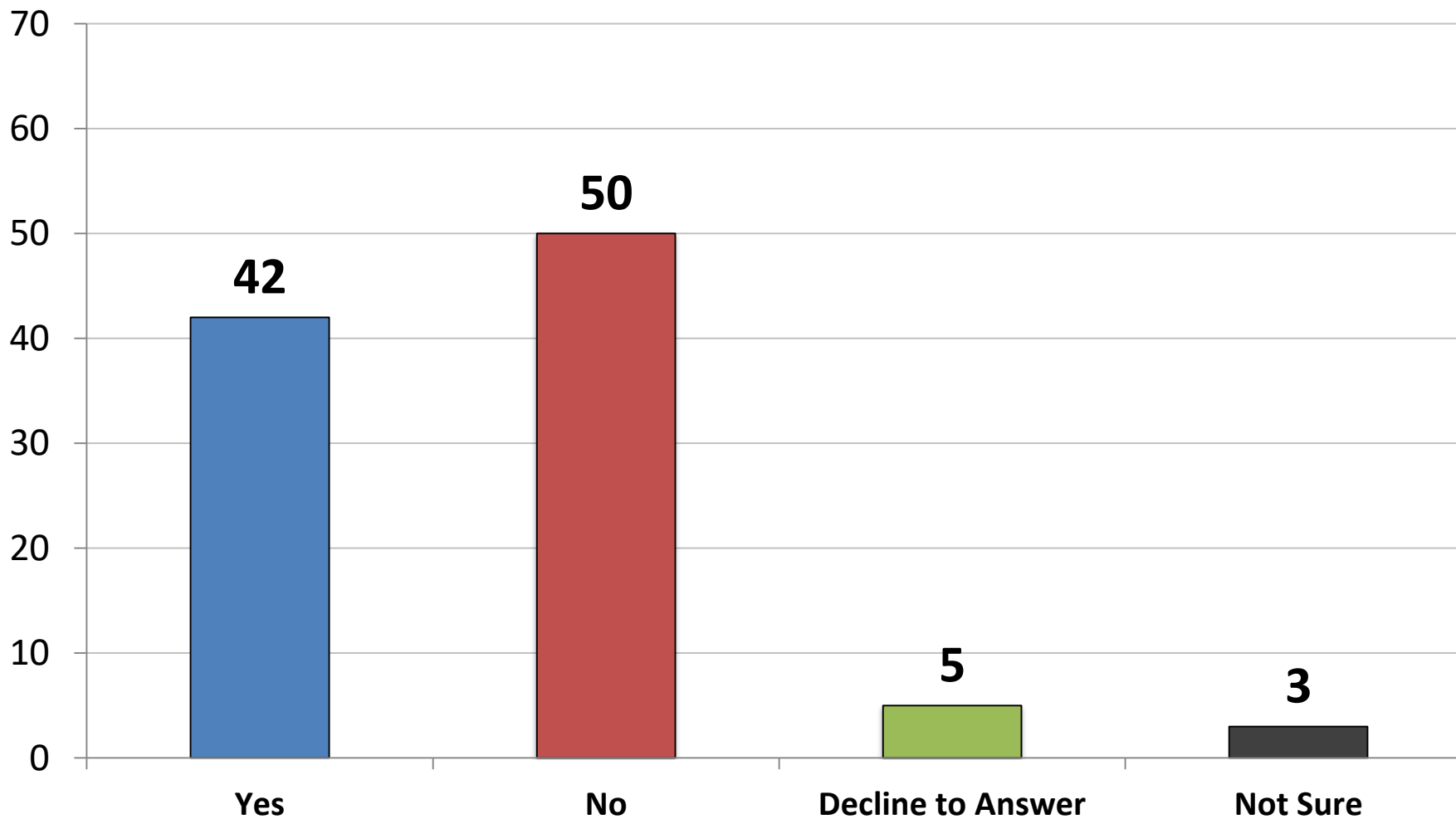
One of the major suppliers of technology underpinning China’s social credit system is a Chinese company called Hikvision (pronounced HIKEvision). The U.S. government has made it illegal to do business with Hikvision because of its critical contributions to the abuse of human rights. Would it surprise you to learn that Americans can nonetheless still *invest* in Hikvision and that millions are doing so?



	<u>Yes</u>	<u>No</u>
East	40	45
Midwest	37	47
South	42	44
West	38	50
Republican	48	43
Democrat	36	47
Independent	34	49
Liberal	39	50
Moderate	39	44
Conservative	40	46
No College Degree	39	46
College Graduate	40	46
White	40	46
African- American	36	48
Hispanic	41	50
Age: 18-29	39	53
Age: 30-40	42	42
Age: 41-55	37	40
Age: 56-65	38	52
Age: Over 65	41	47
Married	43	42
Single	36	50
Men	41	46
Women	38	46
Urban Area	40	45
Suburban Area	39	46
Rural Area	39	49



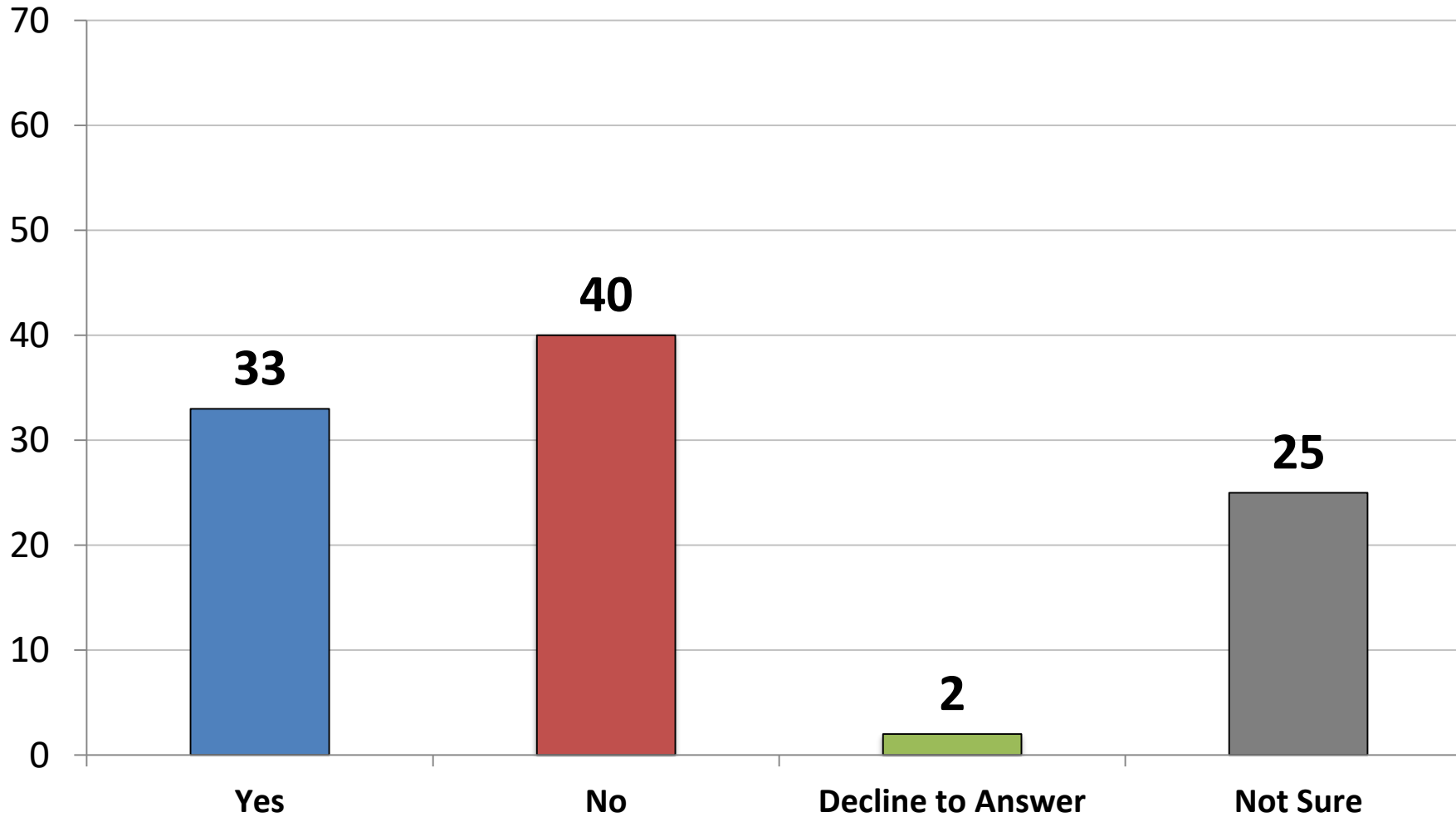
# Do you invest in the (U.S.) stock or bond markets, either directly or through a pension program?



	<u>Yes</u>	<u>No</u>
East	43	44
Midwest	42	51
South	41	52
West	44	49
Republican	49	45
Democrat	38	52
Independent	40	52
Liberal	40	52
Moderate	41	50
Conservative	46	48
No College Degree	28	62
College Graduate	57	37
White	45	47
African- American	31	61
Hispanic	35	57
Age: 18-29	28	64
Age: 30-40	44	46
Age: 41-55	51	41
Age: 56-65	42	54
Age: Over 65	45	47
Married	54	40
Single	33	58
Men	47	47
Women	38	52
Urban Area	41	52
Suburban Area	46	44
Rural Area	34	60



# If you do invest in our stock or bond markets, do you know whether you are investing in Chinese companies?

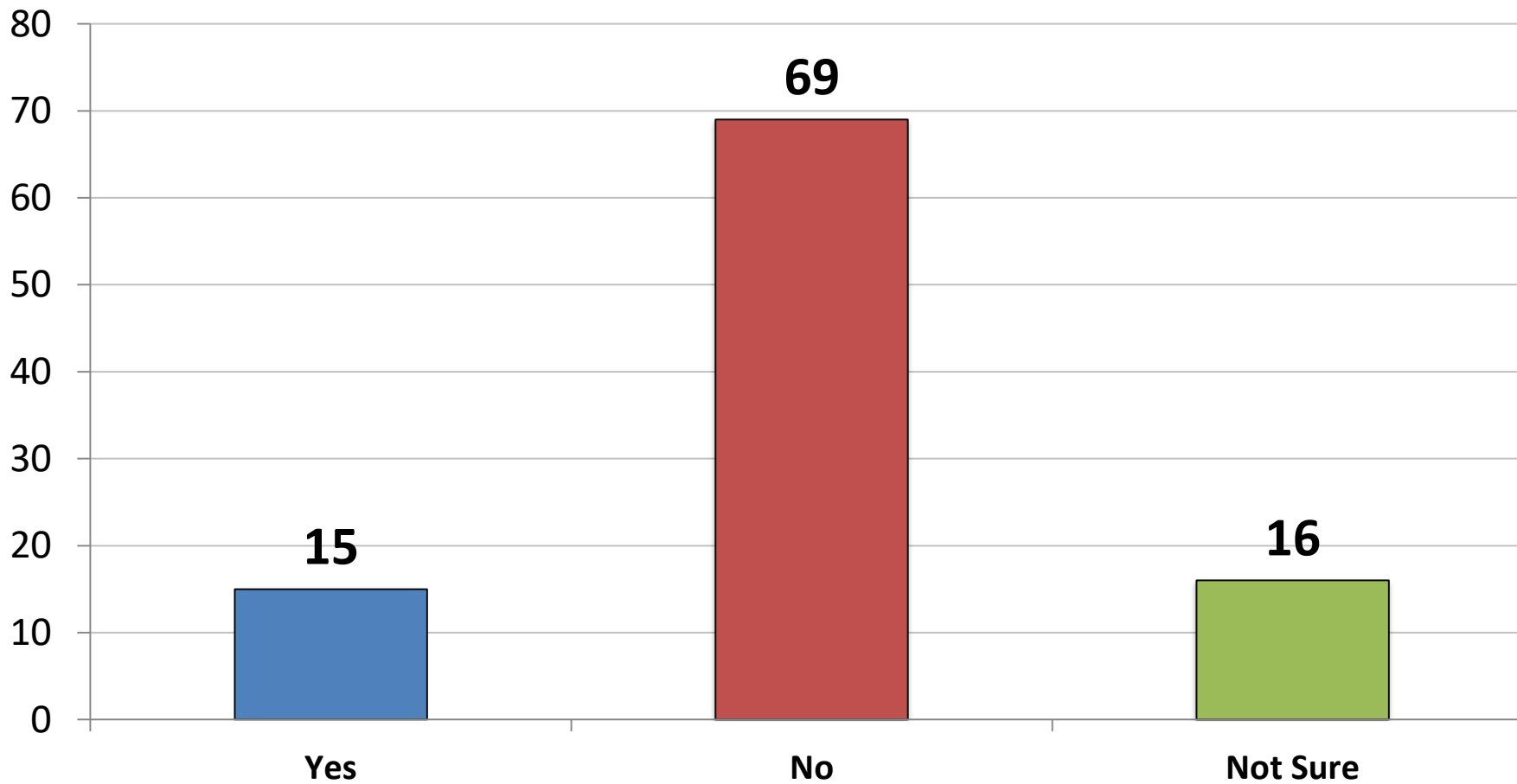


	<u>Yes</u>	<u>No</u>
East	22	52
Midwest	34	38
South	35	40
West	39	34
Republican	36	37
Democrat	22	47
Independent	42	37
Liberal	32	40
Moderate	36	42
Conservative	32	38
No College Degree	35	44
College Graduate	32	38
White	32	40
African- American	33	45
Hispanic	40	30
Age: 18-29	37	51
Age: 30-40	35	44
Age: 41-55	31	35
Age: 56-65	28	44
Age: Over 65	37	33
Married	34	37
Single	30	50
Men	41	38
Women	25	42
Urban Area	31	39
Suburban Area	32	41
Rural Area	42	37





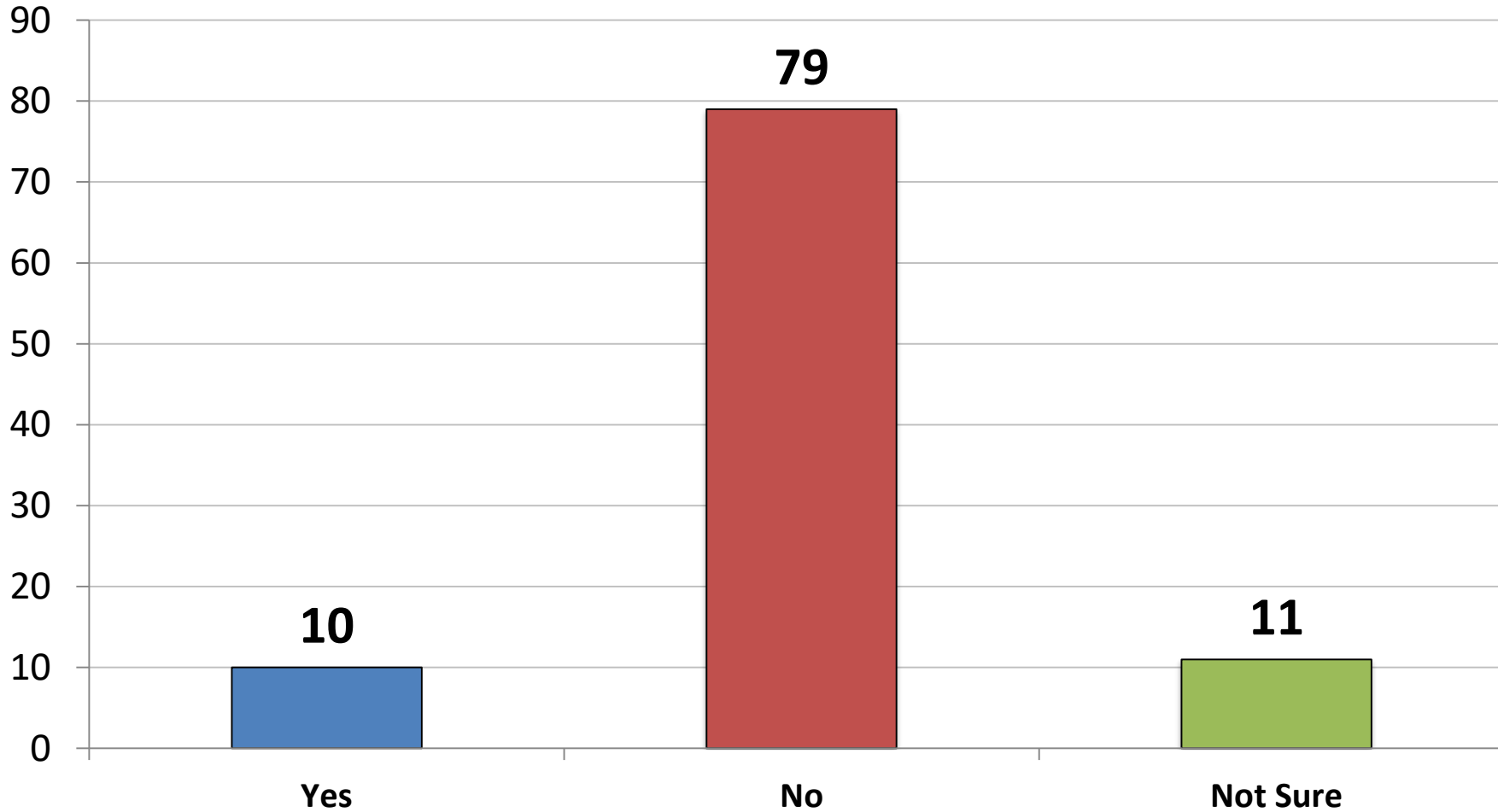
Whether you personally invest in the stock or bond markets, either directly or through a pension program, do you think Chinese companies that build social credit technologies should be able to raise money from Americans investors?



	<u>Yes</u>	<u>No</u>
East	15	66
Midwest	11	72
South	18	68
West	13	71
Republican	15	72
Democrat	14	68
Independent	16	68
Liberal	19	64
Moderate	17	67
Conservative	8	76
No College Degree	14	71
College Graduate	16	67
White	13	72
African- American	23	60
Hispanic	19	67
Age: 18-29	27	56
Age: 30-40	20	65
Age: 41-55	13	68
Age: 56-65	7	78
Age: Over 65	8	79
Married	14	72
Single	20	63
Men	21	66
Women	10	72
Urban Area	19	64
Suburban Area	14	70
Rural Area	13	74



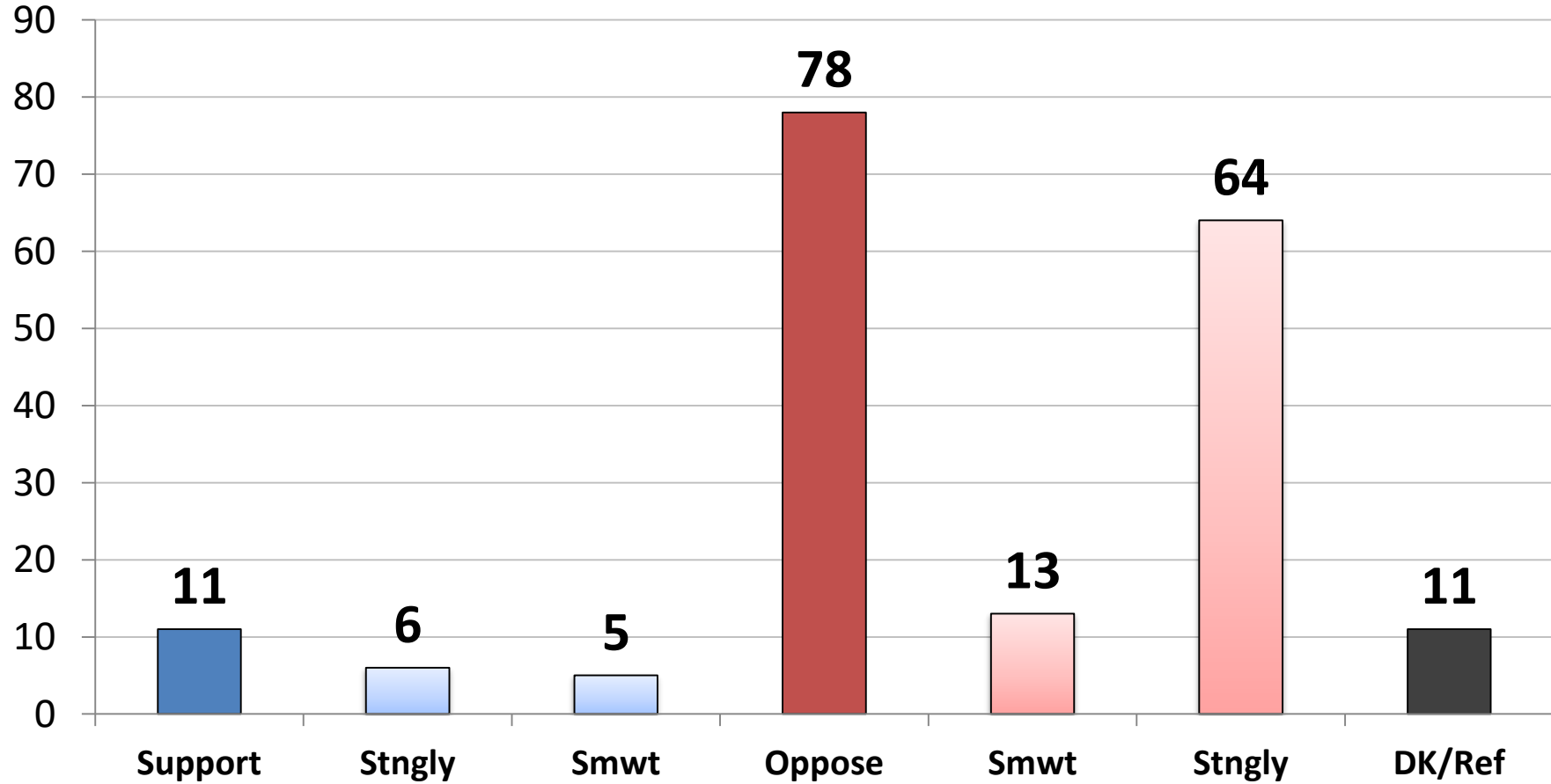
# Should Chinese companies that build weapons that may be used against Americans be allowed to raise money on our stock and bond markets?



	Yes	No
East	10	78
Midwest	8	83
South	12	77
West	8	80
Republican	10	81
Democrat	9	77
Independent	10	80
Liberal	15	74
Moderate	11	76
Conservative	4	87
No College Degree	8	82
College Graduate	12	76
White	7	82
African- American	18	69
Hispanic	15	79
Age: 18-29	15	71
Age: 30-40	17	70
Age: 41-55	7	81
Age: 56-65	7	84
Age: Over 65	5	88
Married	11	80
Single	12	76
Men	14	76
Women	6	82
Urban Area	16	73
Suburban Area	8	81
Rural Area	7	84



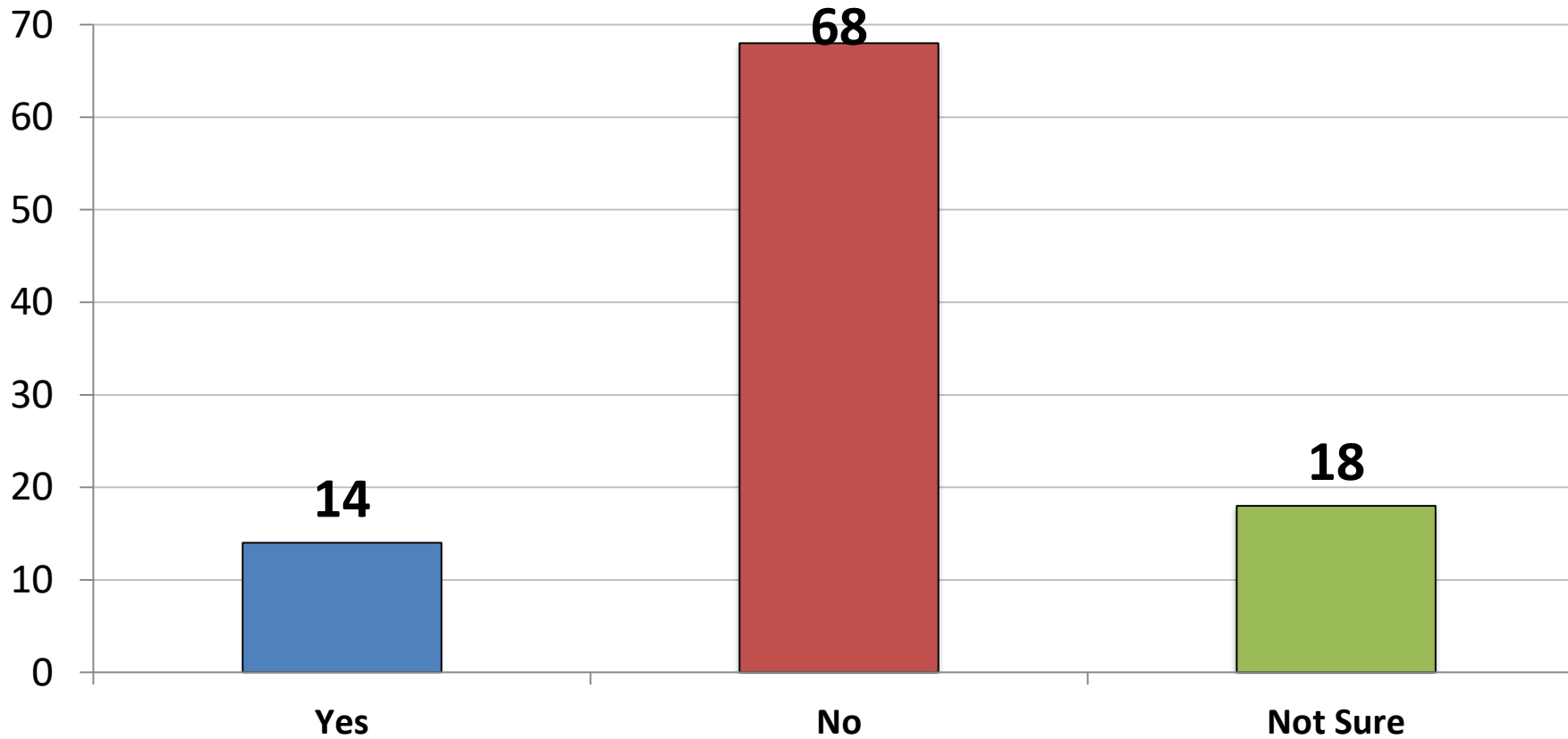
American military personnel may soon be compelled to invest their retirement funds in Chinese companies that build weapons that may be used against them. Would you support or oppose this this initiative?



	Support	Oppose
East	14	74
Midwest	8	81
South	14	76
West	8	80
Republican	12	81
Democrat	12	74
Independent	10	79
Liberal	18	70
Moderate	12	74
Conservative	5	88
No College Degree	12	77
College Graduate	10	78
White	9	81
African- American	18	67
Hispanic	17	75
Age: 18-29	20	64
Age: 30-40	21	63
Age: 41-55	8	80
Age: 56-65	6	87
Age: Over 65	2	94
Married	12	80
Single	14	71
Men	13	77
Women	10	79
Urban Area	15	75
Suburban Area	10	78
Rural Area	9	82



Some experts believe that China could not pay for its dramatic military build-up, expansion overseas and repression at home if it were unable to raise money in the U.S. stock and bond markets. Do you think the Chinese government and its companies should be able to raise money in our stock and bond markets?



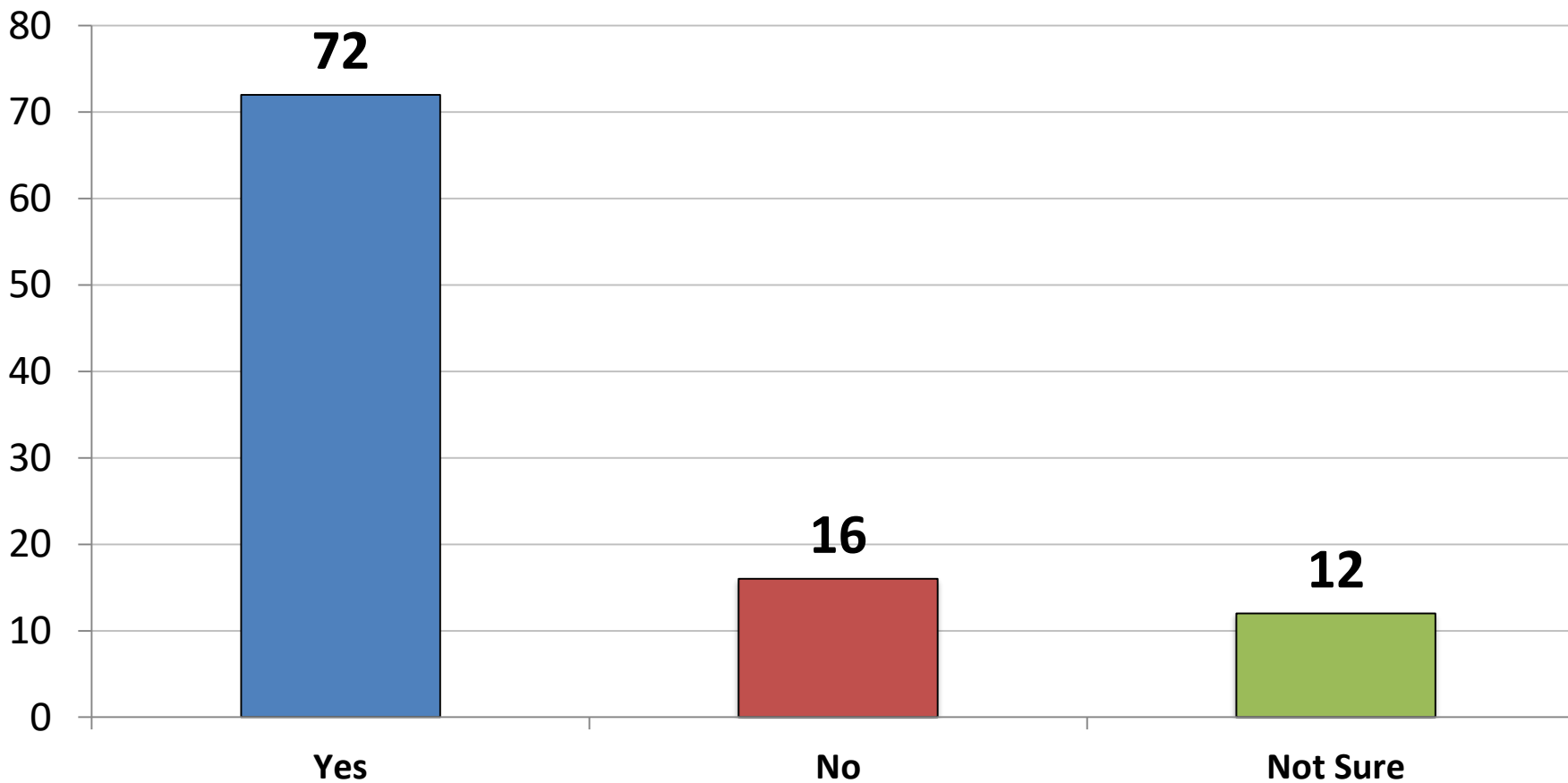
	Yes	No
East	12	66
Midwest	8	71
South	18	66
West	13	72
Republican	14	72
Democrat	14	63
Independent	13	70
Liberal	20	60
Moderate	14	66
Conservative	7	78
No College Degree	12	73
College Graduate	15	64
White	10	72
African- American	19	60
Hispanic	24	58
Age: 18-29	24	56
Age: 30-40	21	60
Age: 41-55	9	68
Age: 56-65	10	74
Age: Over 65	5	81
Married	15	68
Single	16	64
Men	19	65
Women	9	71
Urban Area	18	62
Suburban Area	12	68
Rural Area	11	78



McLaughlin & Associates

"The China Poll"

Some experts note that Chinese companies do not have to comply with the same transparency rules that American ones do with respect to accountability, good governance and risk-disclosure. Should Chinese companies have to satisfy the same requirements as American companies do if they want to raise money in our stock and bond markets?



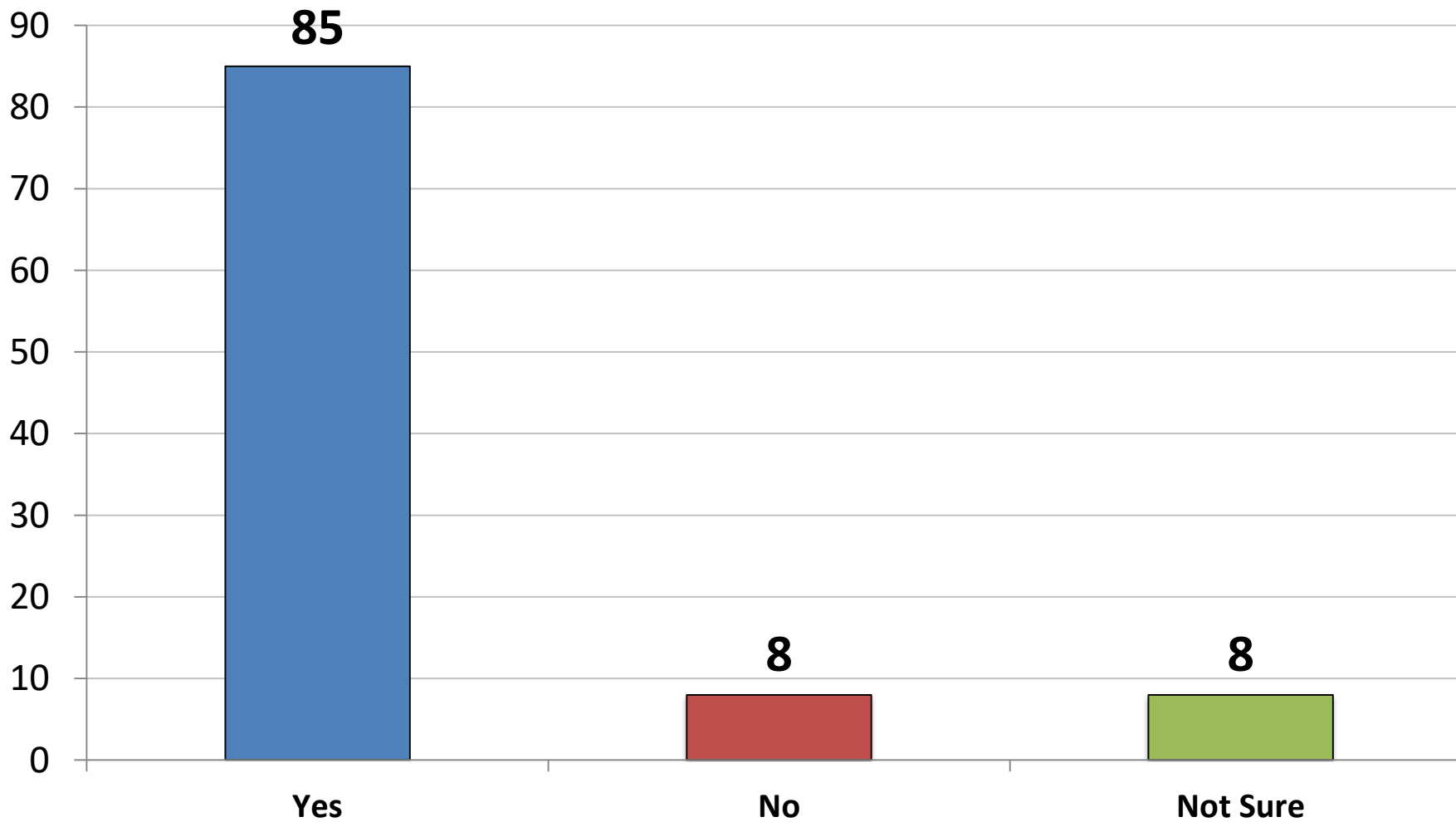
	Yes	No
East	71	17
Midwest	71	18
South	73	14
West	74	15
Republican	75	13
Democrat	68	17
Independent	74	17
Liberal	73	17
Moderate	66	19
Conservative	78	11
No College Degree	69	17
College Graduate	75	14
White	76	13
African- American	60	25
Hispanic	68	19
Age: 18-29	58	30
Age: 30-40	63	19
Age: 41-55	68	18
Age: 56-65	79	9
Age: Over 65	92	3
Married	76	15
Single	63	23
Men	72	18
Women	72	14
Urban Area	67	19
Suburban Area	73	15
Rural Area	77	12



McLaughlin & Associates

"The China Poll"

# Do you think presidential candidates should make clear their positions on the sorts of questions I have asked you?



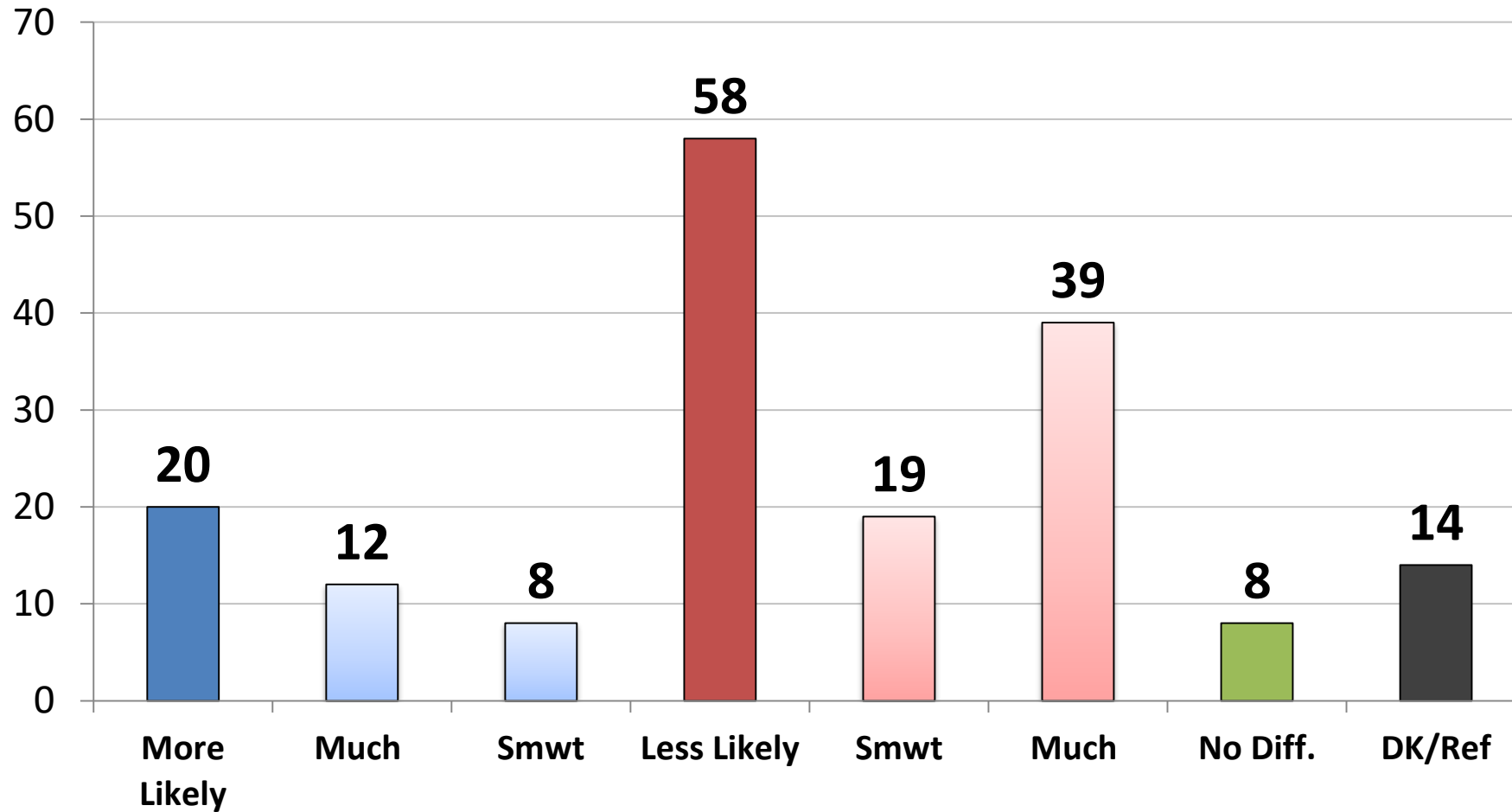
	Yes	No
East	82	8
Midwest	84	7
South	86	8
West	86	7
Republican	90	6
Democrat	80	10
Independent	85	7
Liberal	81	10
Moderate	83	8
Conservative	90	5
No College Degree	85	8
College Graduate	85	7
White	86	6
African- American	72	16
Hispanic	88	8
Age: 18-29	77	15
Age: 30-40	77	13
Age: 41-55	83	7
Age: 56-65	92	2
Age: Over 65	94	2
Married	87	8
Single	79	11
Men	85	8
Women	85	7
Urban Area	83	9
Suburban Area	85	7
Rural Area	86	8



McLaughlin & Associates

"The China Poll"

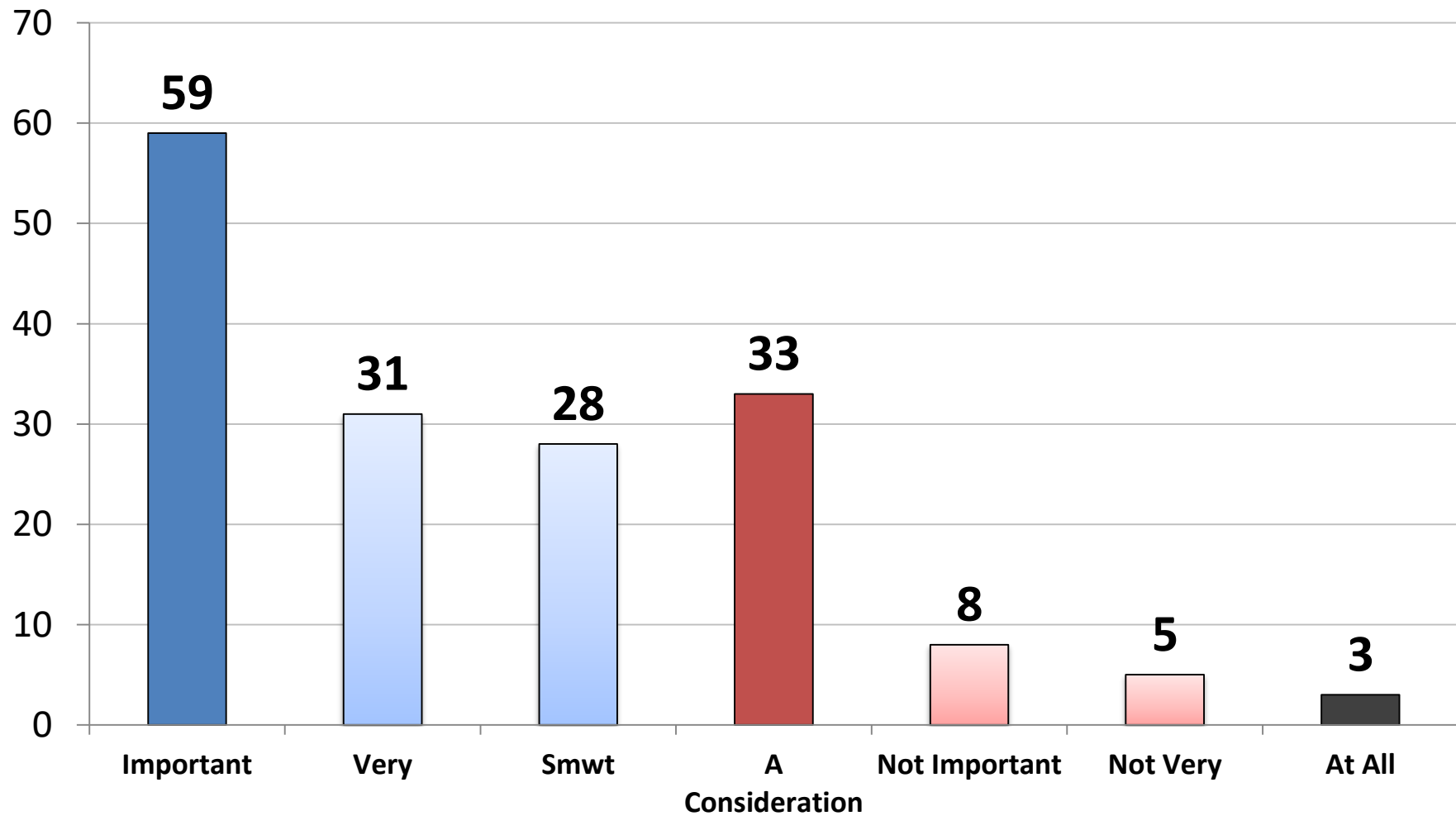
# Would you be more likely or less likely to vote for a presidential candidate who did not agree with your views on China?



	More	Less
East	18	58
Midwest	18	59
South	21	57
West	22	57
Republican	22	62
Democrat	23	51
Independent	15	61
Liberal	28	50
Moderate	19	54
Conservative	14	68
No College Degree	20	58
College Graduate	20	58
White	16	63
African- American	25	44
Hispanic	38	45
Age: 18-29	34	48
Age: 30-40	29	49
Age: 41-55	16	62
Age: 56-65	12	62
Age: Over 65	10	66
Married	22	60
Single	24	52
Men	25	56
Women	15	60
Urban Area	27	53
Suburban Area	19	56
Rural Area	13	68



# How important would a candidate's position on China be in deciding your vote?

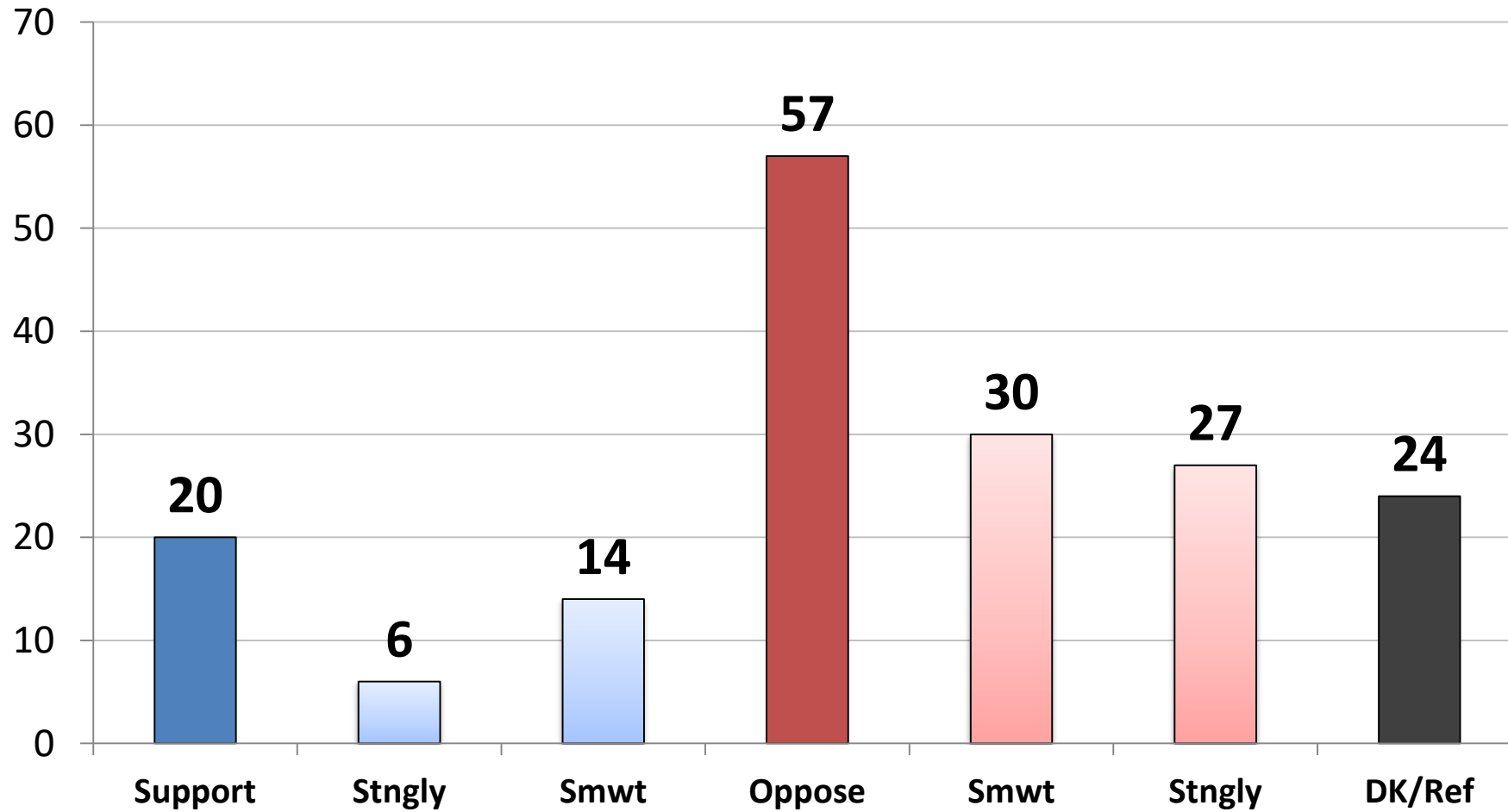


	<u>Imprt</u>	<u>Consid.</u>	<u>Not Imprt.</u>
East	52	38	11
Midwest	62	31	7
South	59	34	7
West	61	30	10
Republican	67	28	6
Democrat	51	38	10
Independent	60	32	8
Liberal	57	33	10
Moderate	54	37	8
Conservative	65	29	6
No College Degree	59	33	8
College Graduate	59	33	9
White	59	34	7
African- American	52	33	15
Hispanic	62	32	7
Age: 18-29	56	33	12
Age: 30-40	58	34	9
Age: 41-55	59	34	8
Age: 56-65	61	32	7
Age: Over 65	61	33	6
Married	64	30	6
Single	54	35	11
Men	64	28	9
Women	55	38	7
Urban Area	64	29	7
Suburban Area	56	36	9
Rural Area	60	31	8





Would you support or oppose a candidate who believes that if we just continue doing business with China that it will become less dangerous?



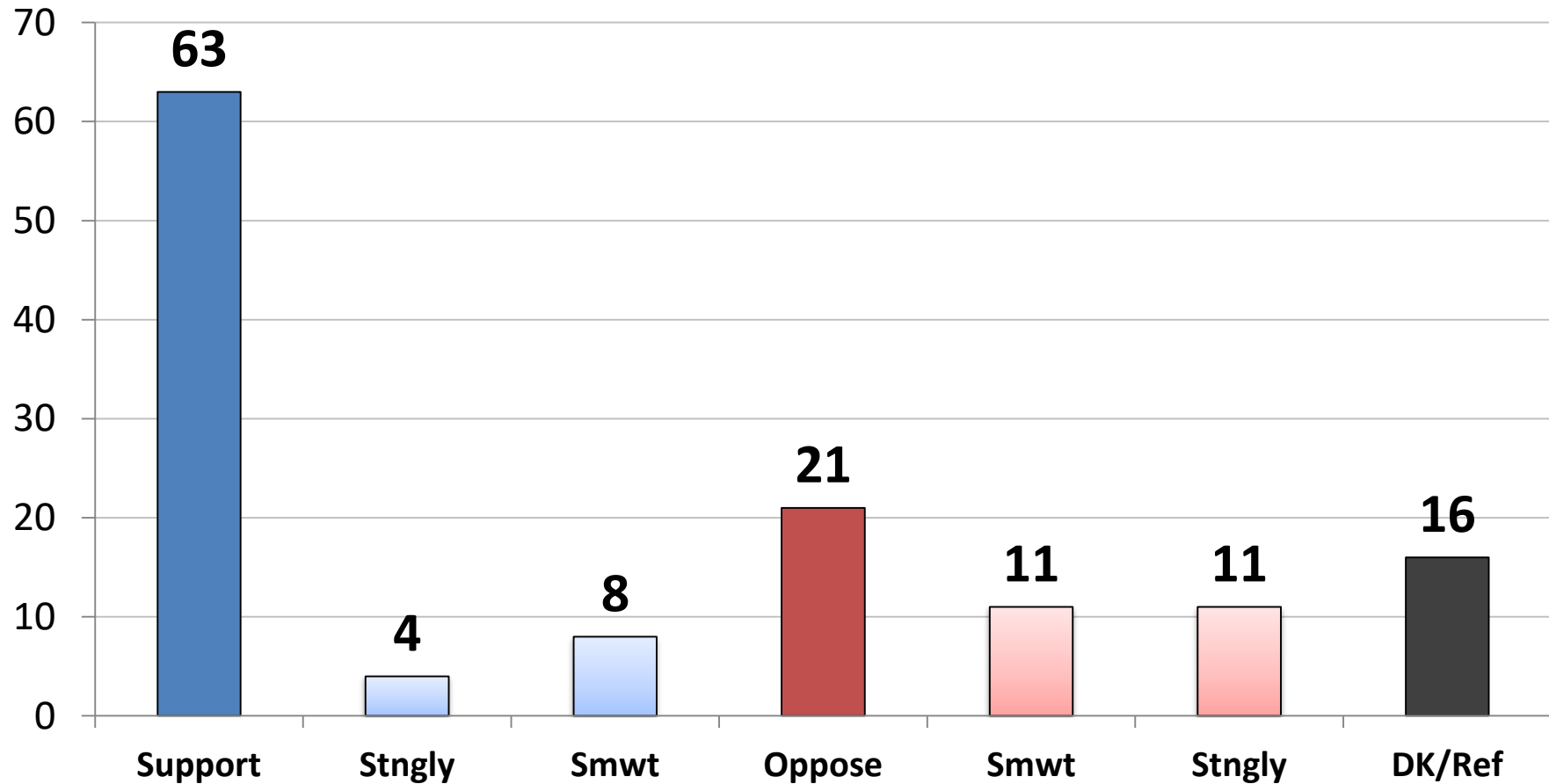
	Support	Oppose
East	20	52
Midwest	16	60
South	26	53
West	14	62
Republican	21	61
Democrat	20	52
Independent	18	58
Liberal	25	51
Moderate	21	54
Conservative	14	65
No College Degree	19	58
College Graduate	21	55
White	16	61
African- American	30	42
Hispanic	30	53
Age: 18-29	33	43
Age: 30-40	28	50
Age: 41-55	16	58
Age: 56-65	15	65
Age: Over 65	9	66
Married	22	57
Single	23	51
Men	25	55
Women	15	58
Urban Area	22	54
Suburban Area	20	56
Rural Area	17	62



McLaughlin & Associates

"The China Poll"

Would you support or oppose a candidate who believes we must not continue doing business with the Chinese in ways that harm our industries, make us dependent upon China and underwrite their military and other hostile behavior?



	Support	Oppose
East	62	20
Midwest	65	18
South	61	23
West	64	22
Republican	68	20
Democrat	57	22
Independent	63	21
Liberal	62	21
Moderate	61	20
Conservative	66	22
No College Degree	63	21
College Graduate	63	21
White	63	21
African- American	57	19
Hispanic	72	21
Age: 18-29	62	22
Age: 30-40	60	22
Age: 41-55	59	21
Age: 56-65	67	20
Age: Over 65	65	21
Married	64	21
Single	61	22
Men	63	24
Women	62	19
Urban Area	62	22
Suburban Area	63	20
Rural Area	65	23



McLaughlin & Associates

"The China Poll"

# 2020 Likely General Election Voter Profile

n= 1,000

<u>Party</u>	<u>Total</u>	<u>Age</u>	<u>Total</u>	<u>Region</u>	<u>Total</u>	<u>Marital Status</u>	<u>Total</u>	<u>Income</u>	<u>Total</u>	<u>Education</u>	<u>Total</u>
Republican	33	18-29	18	East	18	Single	37	Under \$20k	15	High School/Less	1
Democrat	36	30-40	19	Midwest	23	Married	44	\$20k-\$40k	23	High School Grad.	18
Independent	31	41-55	23	South	37	Separated	2	\$40k-\$60k	19	College/Trade	31
<b>Ideology</b>		56-65	20	West	22	Divorced	13	\$60k-\$100k	22	College Grad.	36
Liberal	30	Over 65	20	<b>Religion</b>		Widowed	6	\$100k-\$150k	11	Post Grad./Prof. Degree	14
Moderate	36	<b>Race</b>		Protestant	40	<b>Employment</b>		\$150k-\$200k	6	<b>Military Family</b>	
Conservative	34	White	70	Catholic	23	Employed	54	\$200k-\$250k	2	Veteran	19
<b>Voting Behavior</b>		African American	13	Jewish	2	Homemaker	7	Over \$250k	2	Active Duty	2
Definitely	86	Hispanic	13	<b>Born Again</b>		Student	5	<b>Consider Self</b>		Military-related	1
Very likely	12	Asian	4	Yes	45	Retired	26	Wealthy	2	More than One	1
Somewhat Likely	3	<b>Area</b>		No	55	Not Employed	9	Upper Mid. Class	11	None	76
<b>Gender</b>		Urban	28					Middle Class	49		
Male	47	Suburban	52					Lower Mid. Class	29		
Female	53	Rural	21					Poor	10		





# McLaughlin & Associates

## **New York Office**

566 South Route 303

Blauvelt, NY 10913

845-365-2000

## **D.C./Virginia Office**

919 Prince Street

Alexandria, VA 22314

703-518-4445

[www.mclaughlinonline.com](http://www.mclaughlinonline.com)